

2021-2022 Capital Plan



Table of Contents

Section 1 — Capital and Accommodation Strategies	
Approved Capital Projects	6
Capital Projects Under Consideration	7
Recommended Planning Reviews.....	19
Contingency Plans.....	20
Holding Schools.....	23
Schools Closed/Open to Out-of-Attendance-Area Students.....	37
Future Planning Reviews	38
Surplus Property	39
Facility Partnerships and Community Hubs.....	40
Community and Demographic Trends.....	41
Future Schools	44
Section 2 — Enrolment	
Enrolment and Utilization.....	46
Section 3 — Programming	
Early Years and Child Care Facilities and Services	60
Technological Education Renewal	61
French Immersion/Extended French	62
Indigenous Programming	64
Special Education.....	65
Environmental Education.....	67

Table of Contents

Section 4 — Facilities

Building Information	70
Renewal	72
School Accessibility	74
Capital.....	75
Environmental Sustainability.....	76

Section 5 — Elementary Planning Data

Maps.....	80
Program Offerings	91
Child Care and EarlyON Child and Family Centres.....	94
Building Opening Date.....	95
Facility Condition Index	96
Renewal	98
Accessibility	100
Eco Schools	103

Section 6 — Secondary Planning Data

Maps.....	106
Program Offerings	109
Building Opening Date.....	110
Facility Condition Index	111
Renewal	111
Accessibility.....	112
Eco Schools	112

Capital Plan

It is the policy of the Simcoe County District School Board (SCDSB) to provide a comprehensive range of educational opportunities equitably distributed across a broad and diverse geographical area through sustainable community schools, while ensuring the operation of schools occurs in an effective, efficient, and economical manner. Capital planning is a continuous process where staff examine and propose strategies to address pressures associated with enrolment, utilization, facility condition, and program delivery. The Capital Plan may recommend changes to attendance areas, the construction of new schools, additions to existing schools, the renewal/upgrading of facilities, or the commencement of accommodation or program reviews as required.

The SCDSB has reviewed accommodation and facility conditions with a long-term vision of aligning enrolment with capacity while also maximizing program opportunities. The strategies over the past decade have resulted in over \$238 million in capital funding for new schools, replacement schools, additions/renovations, and to help facilitate school consolidations. As a result, the board is now able to concentrate efforts on accommodating new growth, student retention, programming, and facility renewal. The 2021-2022 Capital Plan is focused on the following:

Capital Projects:

The 2021-2022 Capital Plan identifies capital projects currently under consideration for the three-year planning timeframe. Ultimately, business cases for approved capital priorities will continue to be developed and submitted to address enrolment pressures due to growth, school consolidation, and facility condition, ensuring schools are in the correct location and are of sufficient size to serve their communities.

Planning Reviews:


Attendance Areas Reviews, Accommodation Reviews and Program Reviews are utilized to balance enrolment within a family of schools, to ensure programming meets the needs of the students, and to address facility pressures.

Schools and Property Matters:

Through the Capital Plan, recommendations are made to determine holding schools, schools closed to out-of-attendance-area students, surplus property, partnerships, and future school sites.

Supporting Data and Initiatives:

This document contains information and analysis as it relates to enrolment, programming, and the board's facilities. This information is the basis for the strategies and recommendations set out.



Section 1

Capital and Accommodation Strategies

Approved Capital Projects

The Ministry of Education (MOE) funds capital projects taking into consideration the overall accommodation needs across the province. School boards are asked to prioritize their most urgent capital needs, and submit respective business cases in order to secure funding. Capital priority submissions were last completed in September 2019. The following summarizes the priorities that received capital funding approvals as a result of the last submission.

The new Bradford South elementary school is at 80 percent design completion and is awaiting approval to proceed to tender from the MOE and site plan and zoning approvals from the Town of Bradford. The goal is to open in 2022; however, to achieve this, target construction is required to commence this spring.

The Lake Simcoe PS addition is in the preliminary design stage. Pre-consultation with the Town regarding site plan and geotechnical investigations are underway. Given that this school was designed for the proposed additions, it is anticipated that construction will be completed within the 2022 school year. Occupancy is flexible as students will be on-site in portables and are able to occupy the building at the natural breaks during the school year.

Shanty Bay PS replacement is currently in the beginning of the design phase. Geotechnical investigations and well testing are currently underway. This data is critical in determining the proposed design of the septic system, stormwater management, and overall design of the school. Until this information is received and consultation with the Ministry of Environment, Conservation and Parks (MOECP) and the Lake Simcoe Conservation Authority can occur, an estimated opening date is unable to be confirmed.

Capital Priorities 2019 Approved

Priority Order	School Name	Type of Construction	Child Care	EarlyOn	Estimated Cost
1	New Bradford South elementary school	Growth Accommodation	No	No	\$13.4 Million
3	Lake Simcoe PS	Growth Addition	Yes	No	\$5.4 Million
10	Shanty Bay PS	Facility Condition	No	No	\$5.8 Million

Capital Projects Under Consideration

Historically, the MOE's capital project eligibility has been focused on addressing enrolment pressures due to growth, school consolidations, and facility condition. The projects under consideration are based upon expected need within a three-year planning horizon and will continue to be assessed through the capital planning process. When the MOE announces the next round of capital priority submissions, the list will be evaluated, prioritized and presented to the Board of Trustees for consideration based on MOE criteria.

Future Capital Projects			
School Name	Type of Construction	On The Ground Capacity (OTG)	Estimated Funding
Banting Memorial HS replacement school	Facility Condition	1281	\$34.6 Million
Killarney Beach PS	Growth Addition	210	\$7.3 Million
New Alcona elementary school	Growth Accommodation	593	\$12.9 Million
New Alliston elementary school	Growth Accommodation	429	\$9.6 Million
New Angus elementary school	Growth Accommodation	501	\$11 Million
New Barrie #1 Southeast elementary school (Hewitt's Creek Secondary Plan)	Growth Accommodation	501	\$11 Million
New Barrie #2 Southeast elementary school (Hewitt's Creek Secondary Plan)	Growth Accommodation	501	\$11 Million
New Barrie #1 Southwest elementary school (Salem Secondary Plan)	Growth Accommodation	501	\$11 Million
New Bradford secondary school	Growth Accommodation	1113	\$32.6 Million
New Orillia elementary school	Growth Accommodation	334	\$8.1 Million
New Tottenham elementary school	Growth Accommodation	308	\$7.6 Million
Northwest Simcoe Secondary Schools	Facility Condition Growth Program	1722	\$51 Million

Capital Projects Under Consideration

Banting Memorial HS Replacement

Banting Memorial HS, Bradford District HS and Nottawasaga Pines SS historical and projected enrolment has been susceptible to changing market conditions, and grade retention fluctuations. Growth in the elementary panel in the south end of the County has been significant. Capital priorities to address secondary panel pressures are necessary to ensure students are able to be accommodated as facility condition and growth pressures reach critical points by 2025. Although Nottawasaga Pines SS is currently under capacity, it will face pressure from growth in the south Barrie secondary plans. In addition, boundary reviews will be required once capital approvals occur in both the south and northwest portions of the County.

The MOE reinitiated the Building Condition Assessment (BCA) program for Banting Memorial HS in July 2016. Based upon the BCA, the current Facility Condition Index (FCI) is 31 percent with \$12,650,278 in renewal requirements over the next five years. The report indicates that the replacement value of the school is \$41,311,990. A similar decline was illustrated in the 2011 BCA. This report further substantiates the board's long-term concerns with the Banting Memorial HS facility, and belief that replacement funding is urgently required to have the replacement building constructed prior to the need for extensive renewal investment. An independent Facility Condition Report has been contracted in order to support the board's business case.

New residential growth in the Alliston area has been steadily increasing and is projected to continue. The communities of New Tecumseth and Bradford are considered growth communities under the Provincial Growth Plan. Building activity has been extensive in the past four years. The following chart provides development details, by community, representing an elementary population growth of approximately 1670 pupils and secondary growth of approximately 400 pupils.

New Tecumseth Development			
	Registered and Under Construction	Draft Plan Approved	Under Consideration
Alliston	1,850	350	335
Beeton	185	860	130
Tottenham	570	60	575
Total	2,605	1,270	1,040

The board is actively reviewing potential locations for the replacement school and is confident that when the capital priority is approved, site decisions would align with design and construction timelines.

Capital Projects Under Consideration

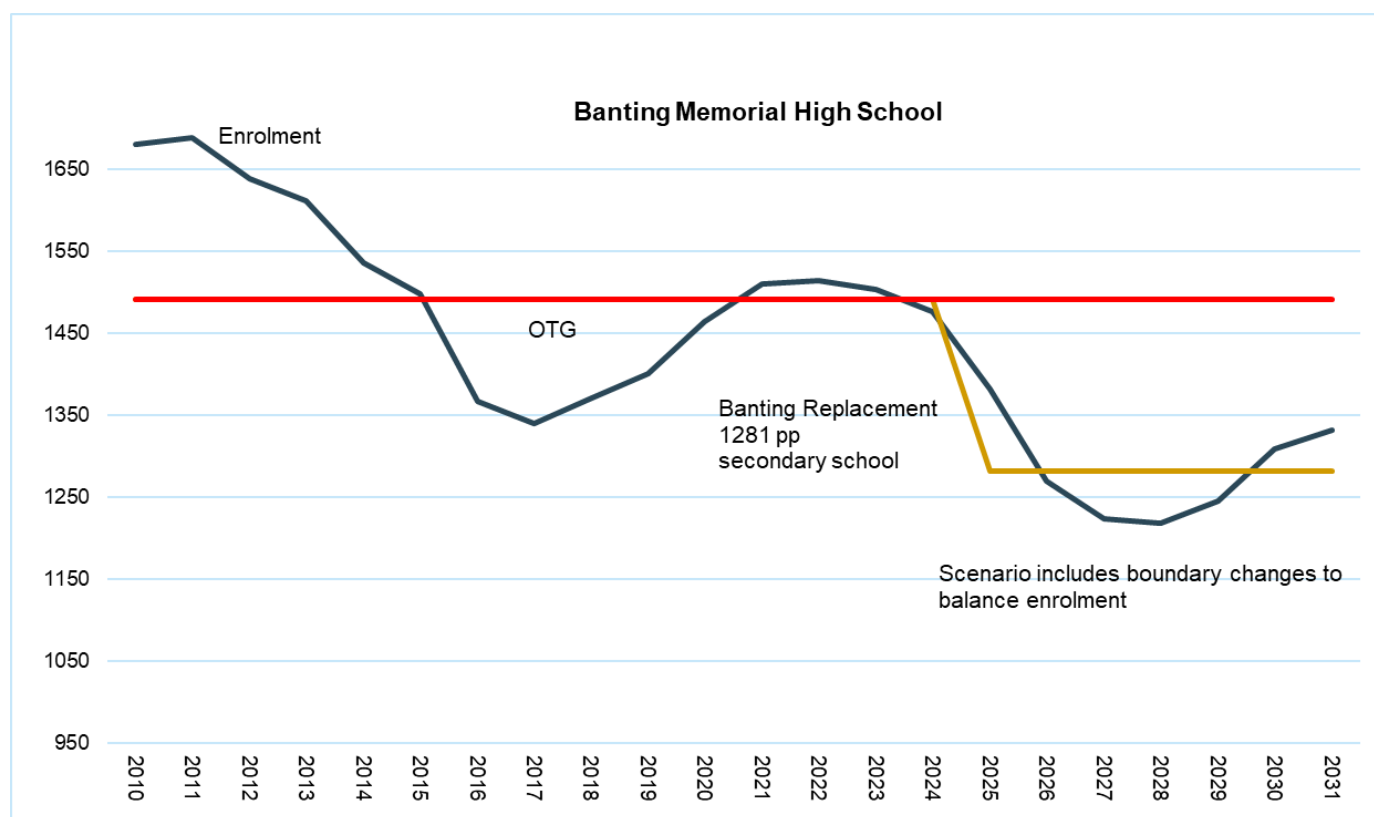
Banting Memorial HS Replacement School

Attendance boundaries would be proposed to be aligned with the new Bradford secondary school and Nottawasaga Pines SS to support the overall school capacity in the three communities.

Given the growth and facility pressures facing the south portion of Simcoe County, the board is requesting:

1. the replacement of Banting Memorial HS along with a 1281 pupil place secondary school; and,
2. a new Bradford growth secondary school (1110 pupil place secondary school).

The following graphs depict the accommodation needs.



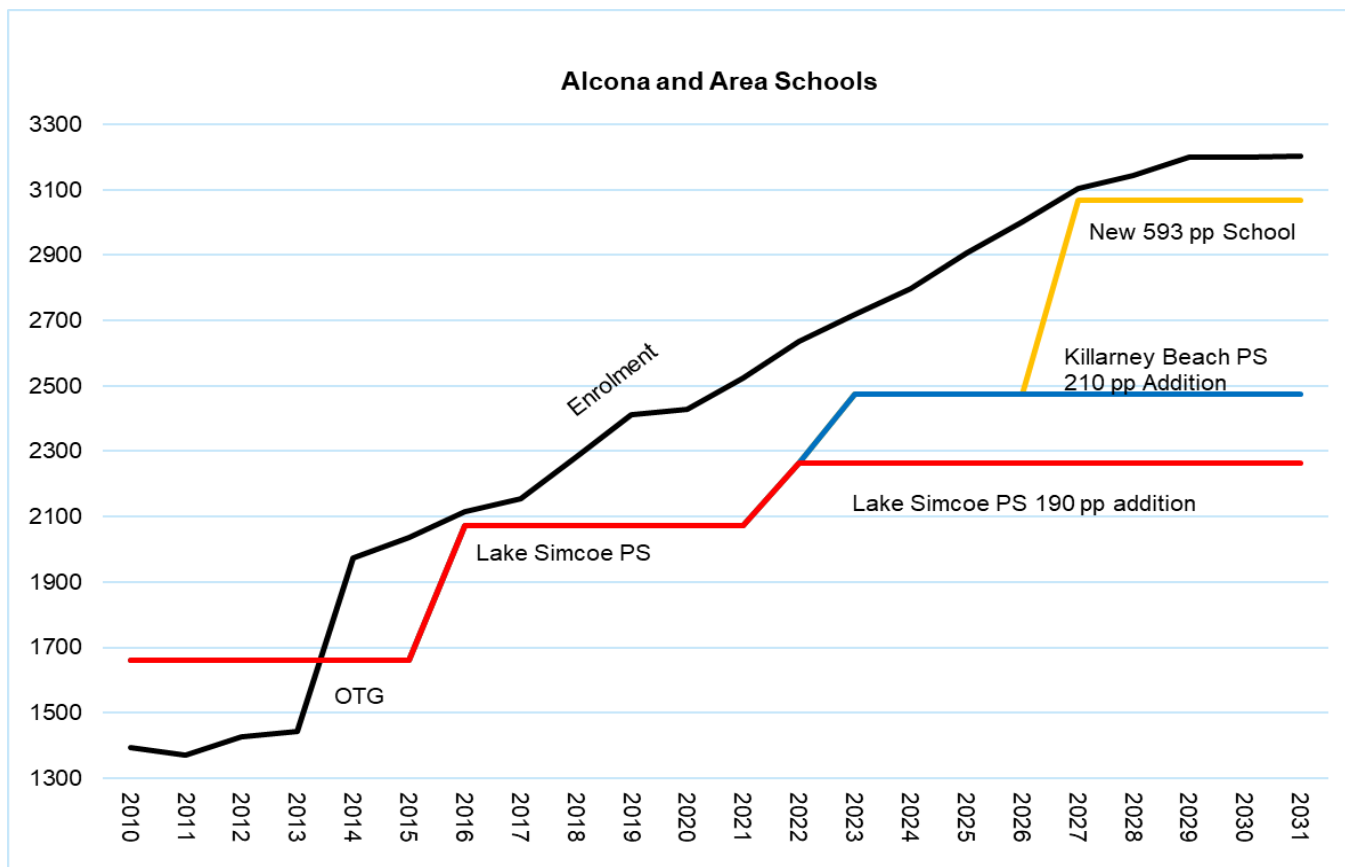
Capital Projects Under Consideration

Killarney Beach PS Addition and Future New Elementary School

The province has allocated a net growth of approximately 19,435 people to the Town of Innisfil by 2031. This is a population increase from 36,565 to 56,000 which translates into an average of 400 building permits per year generating an average of 140 to 160 students per year. A school addition would assist in accommodating the growth needs while still ensuring the area schools remain sustainable in the long term.

Currently, the Town of Innisfil is in the planning stages of a new community centered around the GO station, known as the Orbit. The Orbit is a forward thinking community where housing is proposed to be affordable with walking access to transit, arts, technology, businesses, healthcare and the waterfront. The board is working with the Town regarding the overall school needs for this new community. Until this community planning is complete and under construction, additions at the Alcona schools are being proposed (Lake Simcoe PS addition has been MOE approved) to minimize the initial accommodation pressures from the current development pressures.

The board is recommending a 190 pupil place addition to Killarney Beach PS as a short term accommodation solution. As illustrated in the graph below, an addition will not compromise future business cases for a new school given the overall growth within this area. Staff will continue to seek possible land acquisition for an additional growth school for the future.



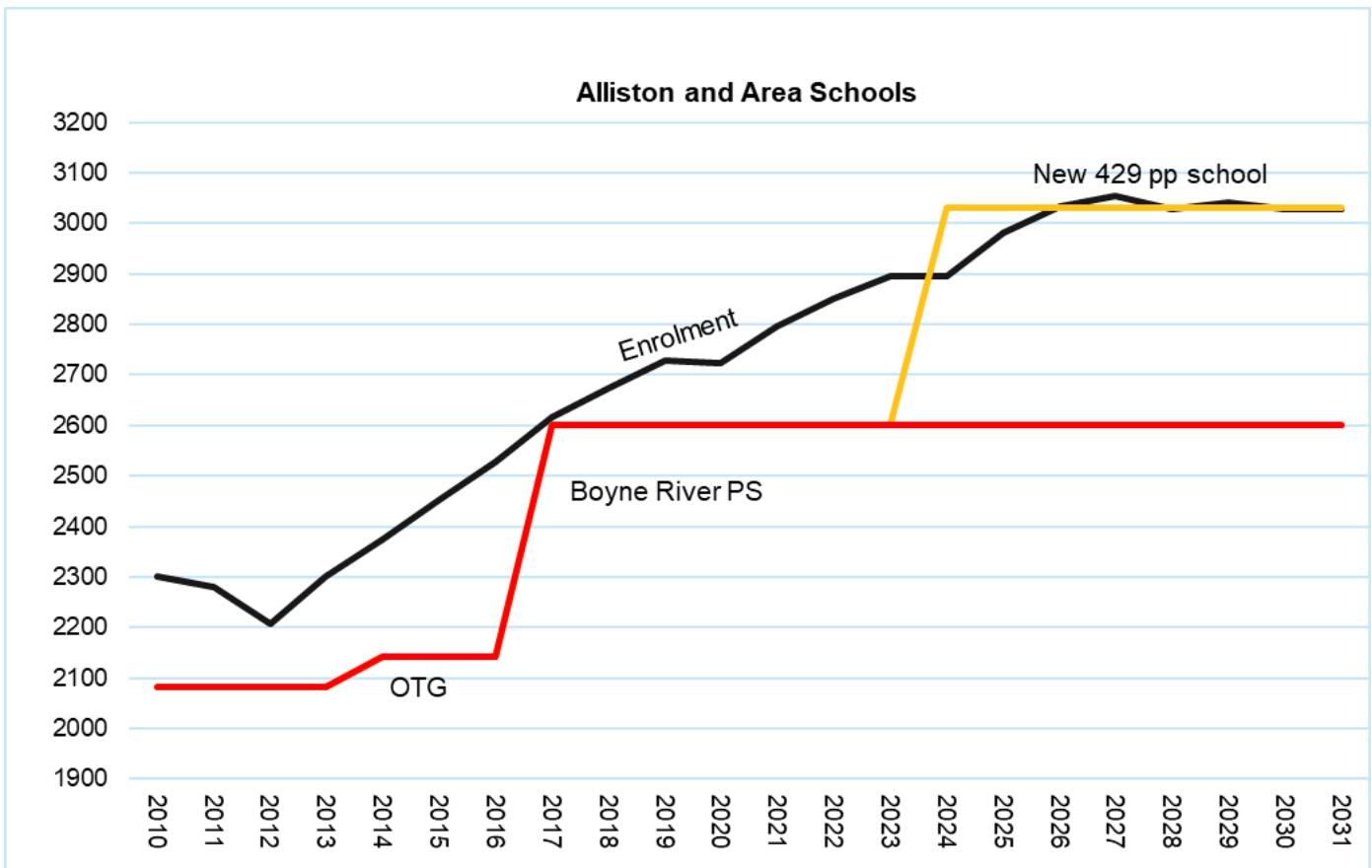
Capital Projects Under Consideration

New Alliston elementary school

New residential growth in the Alliston area has been steadily increasing and is projected to continue. Currently, the elementary schools in the community are over capacity and projected to remain so over the long term, increasing reliance on portable classroom accommodation. The communities of New Tecumseth and Bradford are considered growth communities under the Provincial Growth Plan. Building activity has been extensive in the past four years. The following chart provides development details, by community, representing an elementary population growth of approximately 1670 pupils.

New Tecumseth Development			
	Registered and Under Construction	Draft Plan Approved	Under Consideration
Alliston	1,850	350	335
Beeton	185	860	130
Tottenham	570	60	575
Total	2,605	1,270	1,040

The board is recommending a 429 pupil place school. The board is actively reviewing potential locations for the growth school.

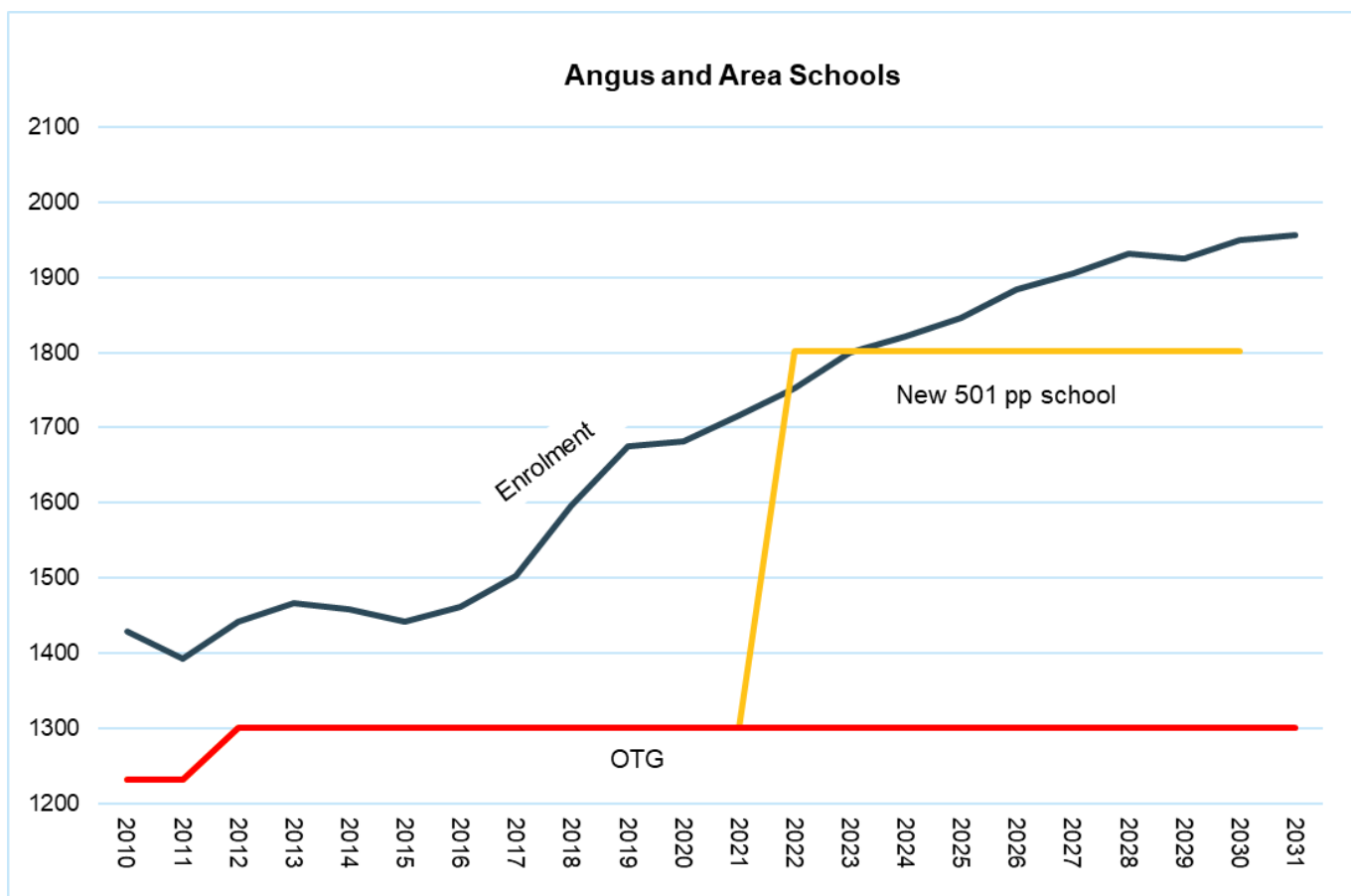


Capital Projects Under Consideration

New Angus elementary school

New residential growth in the Angus area has been steadily increasing over recent years. Currently, the schools in the community are over capacity and projected to remain over capacity with increasing reliance on portable accommodation. There are 200 units that have received approval and/or soon will be under construction. There are another 160 units which are draft plan approved, with an additional 800 units being proposed.

The capital project under consideration is to construct a new 501 pupil place school in the community of Angus. A new elementary school will enable the board to keep pace with enrolment growth. The following graph depicts the need for a new elementary school. Several school site options are currently available to the board.



Capital Projects Under Consideration

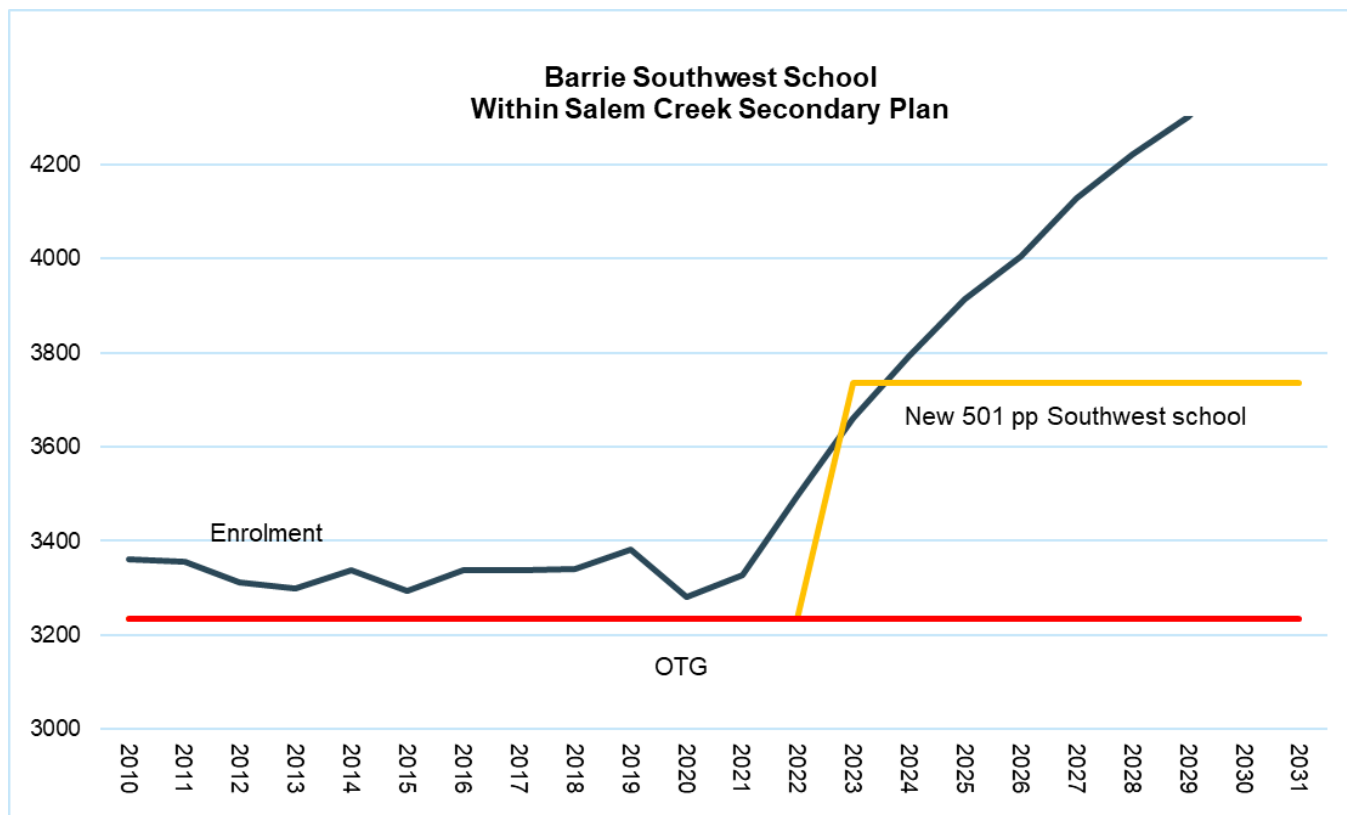
New Barrie #1 Southwest elementary school

Salem Secondary Plan

The province has allocated a net growth of 68,657 people to the City of Barrie by 2031. This is an increase from 141,343 to 210,000 which translates into an average of 1,400 building permits per year generating an average of 350 to 475 students per year based on demonstrated yields and trends.

Draft plan applications have now been submitted for approximately 6,211 units in the Salem Secondary Planning Area. Servicing for the first phase of development is currently under construction. A growth school is required in phase one to accommodate the first phase of housing.

A new elementary school within the Salem Secondary Plan is being recommended. The new school size will be dependent on site characteristics and limitations. A minimum school size of 501 pupil places will begin to support the enrolment growth in this area of the City of Barrie. The following graph depicts the need for a new elementary school.



Capital Projects Under Consideration

New Barrie #1 and #2 Southeast elementary schools

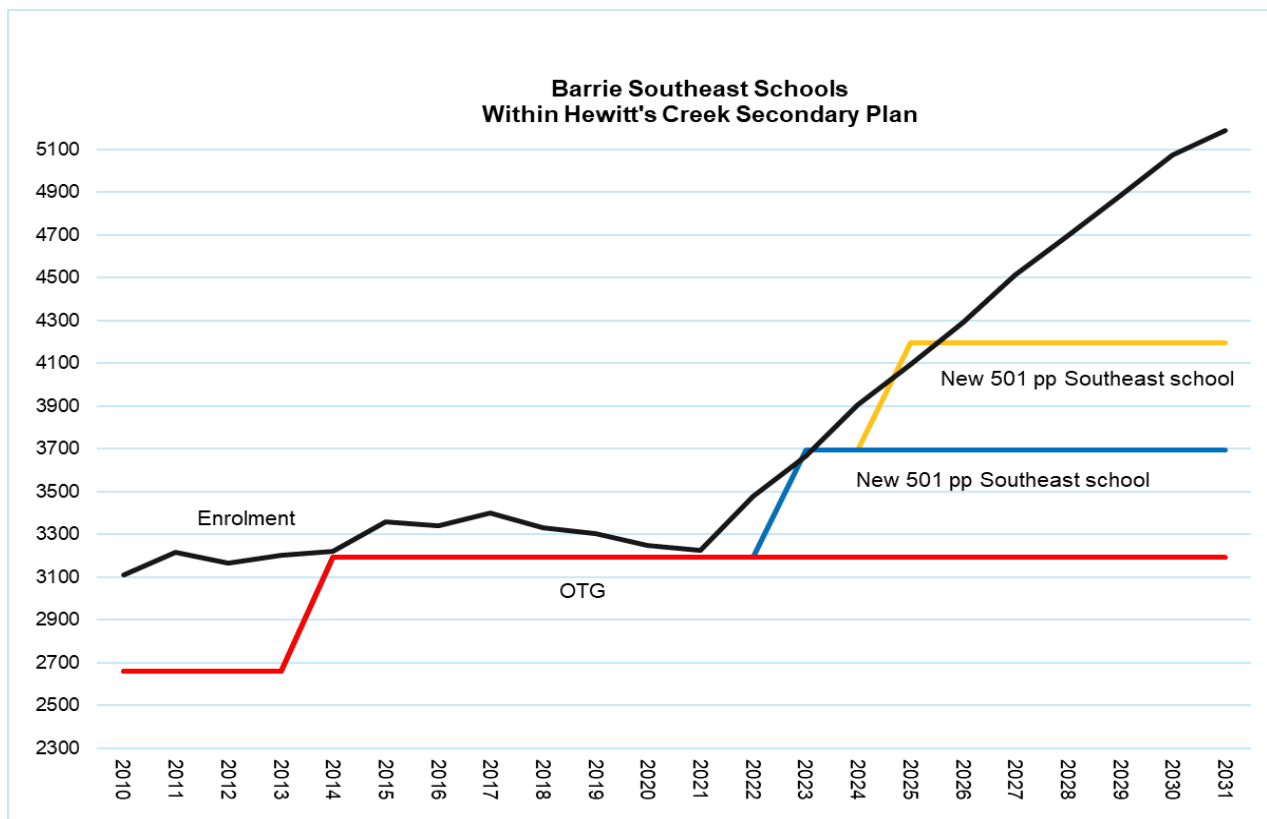
Hewitt's Creek Secondary Plan

The province has allocated a net growth of 68,657 people to the City of Barrie by 2031. This equals an increase from 141,343 to 210,000 which translates into an average of 1,400 building permits per year, generating an average of 350 to 475 students per year based on demonstrated yields and trends.

The following chart is the City of Barrie's building permit estimates for the next five years for the Hewitt's Creek Secondary Plan:

Projected Building Permits - Hewitt's Creek Secondary Plan					
City of Barrie 2020					
2021	2022	2023	2024	2025	Total
578	1580	1399	1203	819	5579

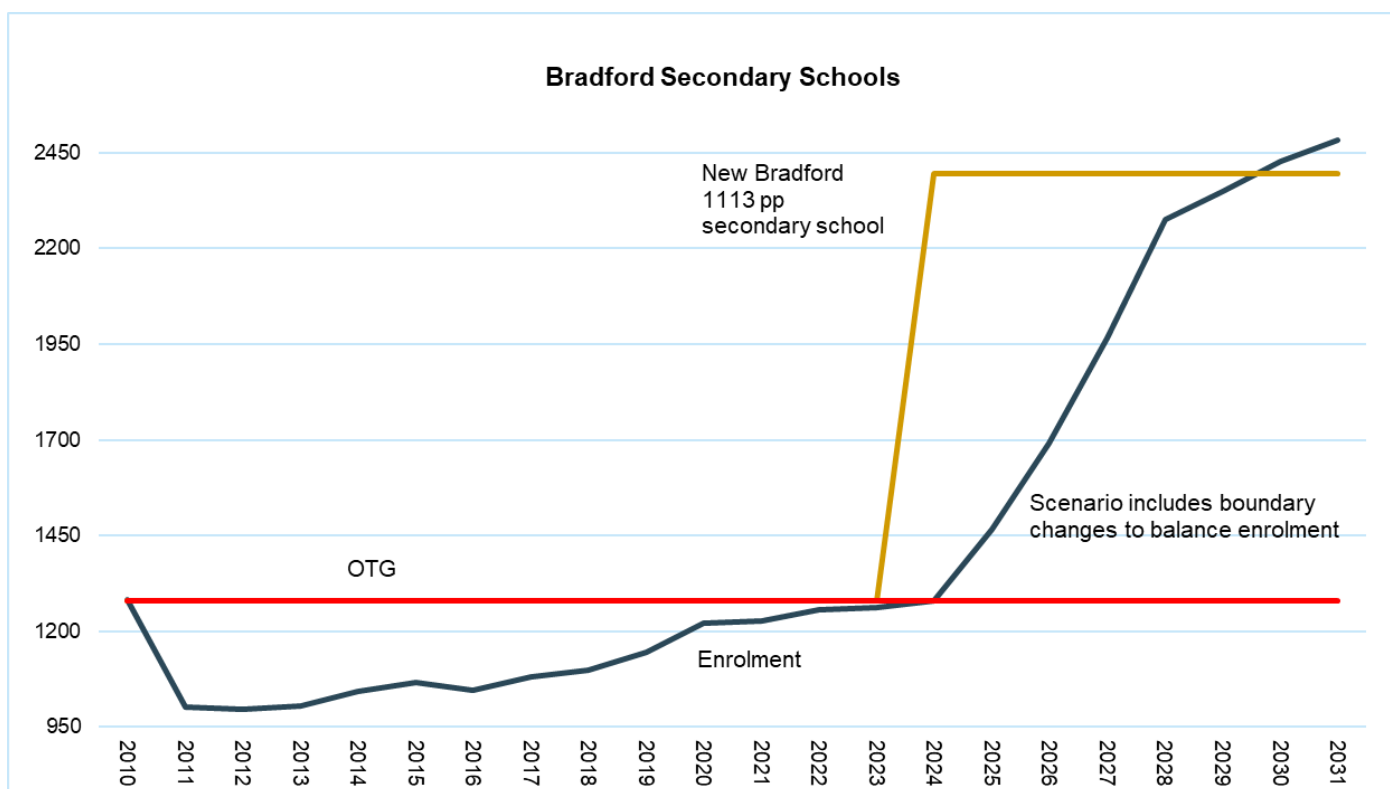
Two new schools in the southeast portion of the City of Barrie, within the Hewitt's Creek Secondary Plan, are required. The new elementary school size will be dependent on school site characteristics which will be determined as further due diligence is completed. A minimum school of 501 pupil places is recommended in order to support the substantial enrolment growth expected in this area of Barrie. The following graph depicts the needs for new elementary schools.



Capital Projects Under Consideration

New Bradford secondary school

Bradford and the surrounding area has experienced significant growth in the elementary panel over the past seven years. This enrolment is beginning to translate into the secondary panel. In order to address the growth, a new Bradford secondary school will be needed within a five year window. The new Bradford secondary school will also support the Banting Replacement secondary school by ensuring enrolment is balanced. At present, within Bradford and surrounding areas there are 1,760 units registered and under construction. There are another 340 units that are draft plan approved, and 1,900 being considered for approval. The following graph depicts the needs of Bradford and surrounding area secondary school needs.

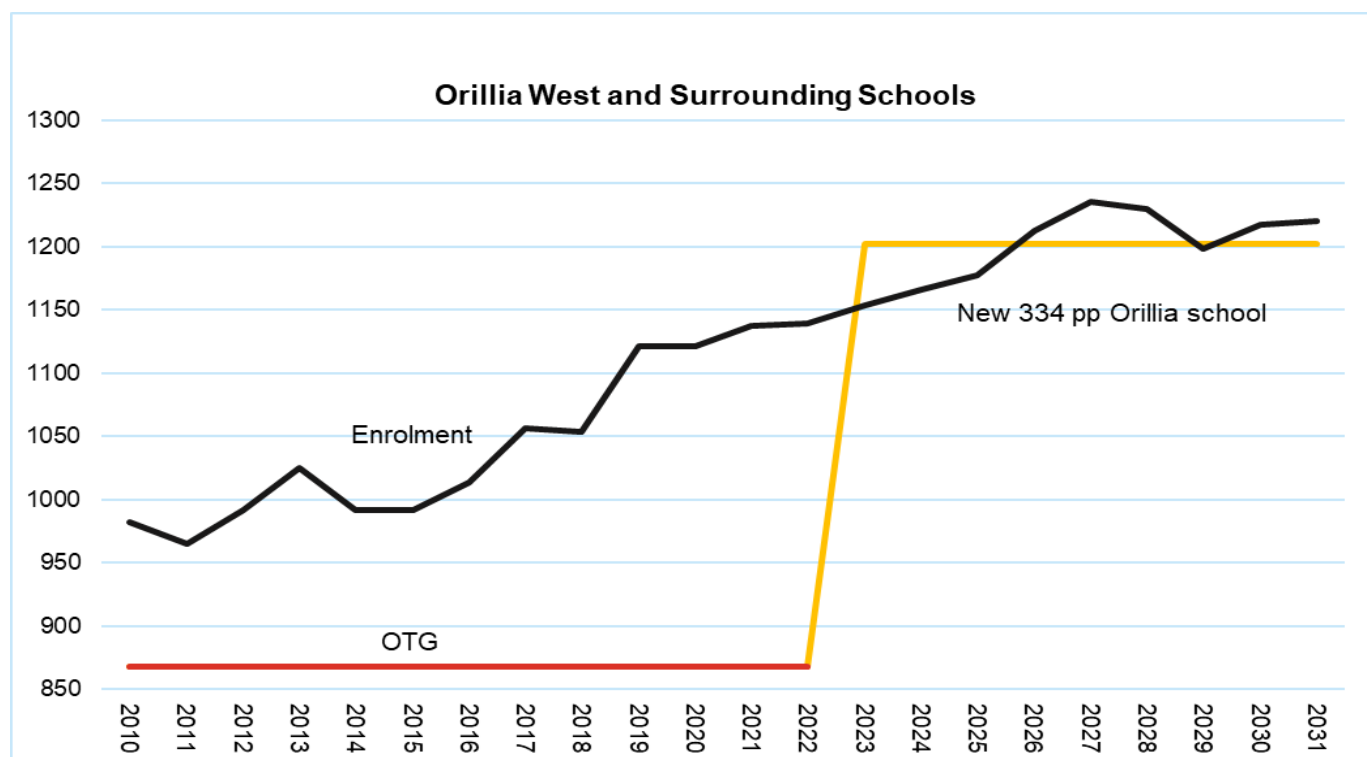


Capital Projects Under Consideration

New Orillia elementary school

The rural areas of Oro-Medonte and Severn Townships have had a significant shift in demographics . Rural communities such as Marchmont, Warminster, and Cumberland Beach are all experiencing enrolment growth. As a result, rural schools which are on private services are approaching their accommodation limits. A new school in the western portion of the City of Orillia will be needed to help balance enrolment within these rural communities, as well as accommodating the growth that is occurring within the western portion of Orillia.

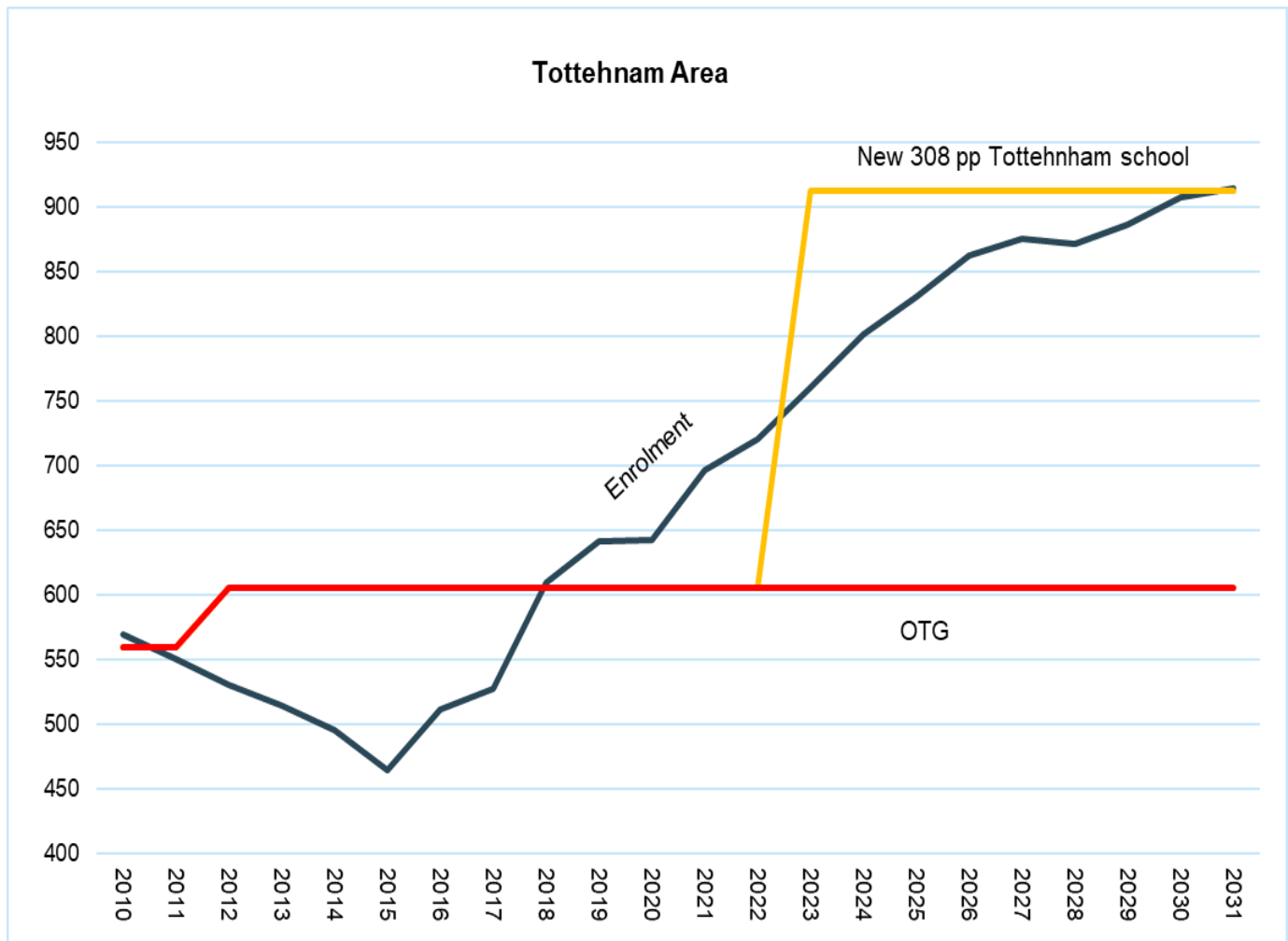
Overall, there are 1,000 units that have received approval and are either under construction, or soon will be, with another 230 units receiving draft plan approval. It is recommended that a new 334 pupil place school in the community of Orillia will be required. The new elementary school will enable the board to keep pace with the enrolment growth and maintain the rural school populations at a level that meets their servicing and site limitations. The following graph depicts the need for a new elementary school.



Capital Projects Under Consideration

New Tottenham elementary school

The community of Tottenham has had an approved secondary plan for over 20 years. In the past four years construction has begun to escalate. There are 570 units that have received approval and/or soon will be under construction. There are another 60 units which are draft plan approved, with an additional 575 units being proposed. Kindergarten and primary enrolment at Tottenham PS has increase significantly over the past two years. Looking ahead, it is expected that enrolment at Tottenham PS will increase to approximately 750 students within two to three years. An addition at Tottenham PS would be difficult due to the site configuration along with in adequate ancillary spaces such as the gym and library. The capital project under consideration is to construct a new 308 pupil place school in the community of Tottenham to assist in balancing enrolment.



Capital Projects Under Consideration

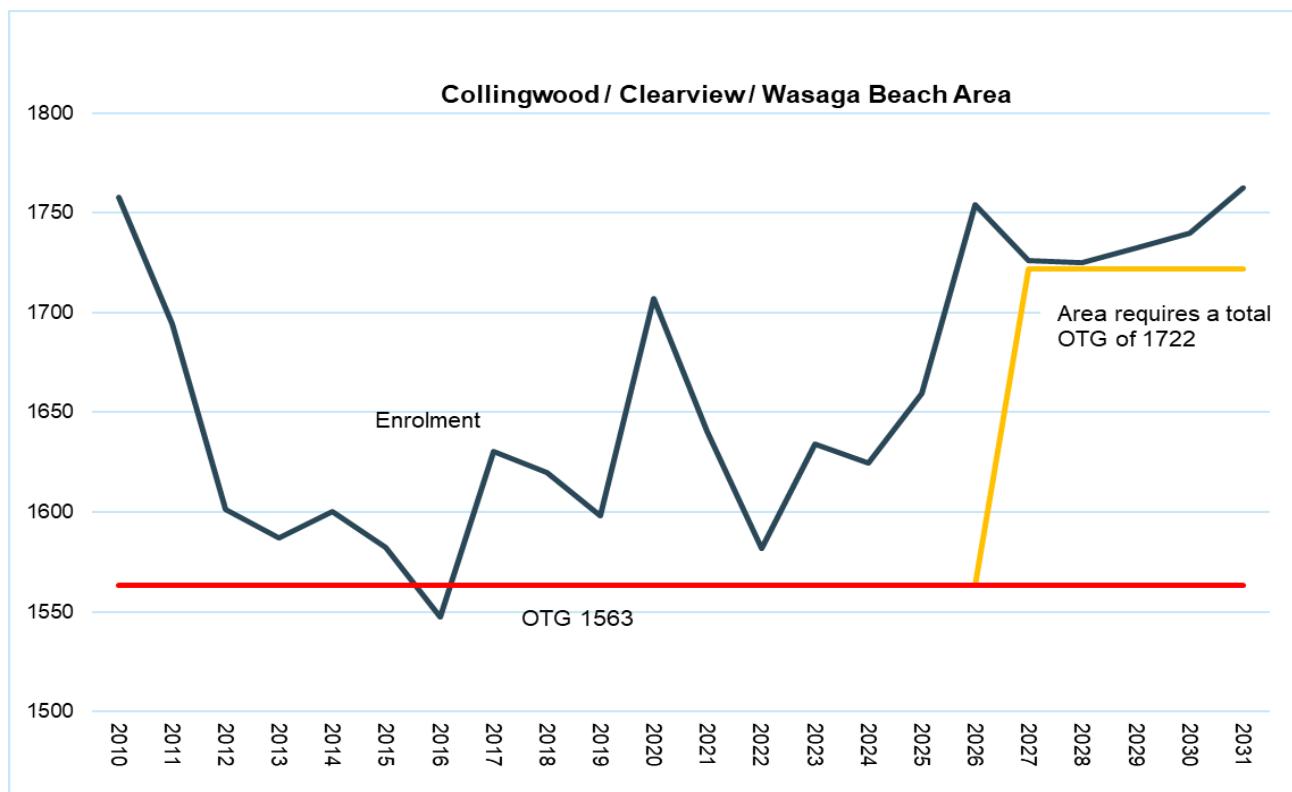
Northwest Simcoe secondary schools

The Northwest Simcoe secondary schools are faced with facility condition, enrolment utilization and program related concerns. The overall area will require secondary capacity of approximately 1722 pupils over the medium to long term.

Collingwood CI currently has an approximate student enrolment of 1400 pupils. Collingwood CI facility condition is reaching critical. An independent consultant has been hired to provide an updated facility condition report to help aid the board in determining the best course of action (renewal vs. replacement) relating to the physical plant of the school. Based on available information, eventual replacement appears as the most responsible course of action that is both program and fiscally responsible.

Stayner CI currently has an approximate secondary student enrolment of 315 pupils. As a result of past Accommodation Review recommendations, Stayner CI capacity has been reduced by 92 pupil places in order to accommodate Grade 7 and 8 students from area elementary schools. The overall impact of the Grade 7 to 12 model on secondary school feasibility is still unknown.

The Wasaga Beach secondary population continues to grow as the approved secondary plans begin construction. Market demand and building permit absorption is currently unknown at this early stage of development. A secondary school site is designated within the secondary plan.



Recommended Planning Reviews

The SCDSB recognizes the importance of the quality of the learning environment for students. Factors such as changing demographic conditions, partnership opportunities, and the MOE funding model, affect the ability of the board to operate and maintain its schools effectively and efficiently to support student achievement. A review of these factors may result in the need to develop alternative solutions to student accommodation within a planning area or adjacent planning areas. Historically, three types of planning studies were used by the board when the above criteria needed to be addressed: Attendance Area Review (AAR), Program Review, and Accommodation Review Committees (ARCs). Due to MOE direction, accommodation reviews are currently unavailable to school boards as a means to address accommodation pressures.

No additional planning reviews are being recommended at this time. The following chart highlights previously approved studies that are in various stages of progress.

Planning Studies In Progress			
Study Name	Elementary Schools Involved	Secondary Schools Involved	Status
Attendance Area Review (AAR)			
AAR 2017:01	Chris Hadfield PS Fieldcrest PS Fred C. Cook PS W.H. Day ES New Bradford North ps New Bradford south ps	Southeast Elementary	Boundary Review Public Consultation spring 2021
AAR 2017:01 Secondary	Nottawasaga Pines SS Banting Memorial HS Bear Creek SS Feeder Schools	South Secondary Barrie Secondary	On hold until capital priority approved
AAR 2018:01	Birchview Dunes ES Worsley ES New Wasaga Beach ps	Northwest Elementary	Further updates will be provided to School Council in 2021. Proposed boundaries will be provided once the opening date is established.
AAR 2020:01	Cundles Heights PS Maple Grove PS	Barrie North CI Eastview SS	Boundary Review to commence spring 2021
AAR 2020:02	Baxter Central PS Portage View PS	Bear Creek SS Barrie North CI Nottawasaga Pines SS	Boundary Review to commence spring 2021
Accommodation Review Committee (ARC)			
Program Review			
Program Review 2018:01	Guthrie PS Forest Hill PS W.R. Best Memorial PS New Oro-Medonte ps	Central Elementary	Further updates will be provided to School Council in 2021. Proposed boundaries will be provided once the opening date is established.
Program Review 2020:01	Allandale Heights PS Assikinack PS Warnica PS	French Immersion Program	Program Review to commence spring 2021
Program Review 2020:02	French Immersion Feeder Schools	French Immersion Program	Program Review to commence fall 2021

Contingency Plans

The board has established Policy 2317 – School Attendance Areas, which addresses the ability to relocate a school population in the event that a school facility is not able to remain open.

The Superintendent of Business and Facility Services, in consultation with the Director of Education, may direct students within a school attendance area to attend an alternate school and forthwith advise the Board of Trustees and the public of the decision and the reasons thereof.

There are three circumstances in which contingency plans have been developed in the event of building failure or critical site limitations. Those being Forest Hill PS, Shanty Bay PS and Banting Memorial HS.

Given the recent facility condition report, staff will be considering the need for a formal contingency plan for Collingwood CI.

Forest Hill PS

The Forest Hill PS septic system was assessed through the MOECP in 2013, with a Provincial Officers Order to Comply issued. The board submitted an application to replace the septic system in 2014. Approvals were received and construction was completed in 2019. The Environmental Compliance Approval permits occupancy up to 750 people. As a result, a contingency plan of how to accommodate the school population has been formed to ensure student learning is not interrupted.

The following contingency plan has been put into place as of September 2020. If additional classes are required due to class size or enrolment changes resulting in the need for additional portables, those additional classes would be accommodated at Terry Fox ES.

Summary of contingency plan:

- locate necessary portables at Terry Fox ES;
- create bus routing plans (Simcoe County Student Transportation Consortium [SCSTC]);
- Associate Director, Superintendent of Area A, Superintendent of Business and Facility Services, Principals of Forest Hill PS and Terry Fox ES and Principal of Program will determine the junior/intermediate grades to be accommodated at Terry Fox ES;
- prepare communication plans; and,
- create a list of class resources to be moved.

Contingency Plans

Shanty Bay PS

Shanty Bay PS was assessed through the MOE facility audit program in 2017. The report has now been finalized by the MOE and reported back to the board. The facility condition audit indicates that 69 percent of the components of Shanty Bay PS have reached their expected life cycle, deeming the building “Prohibitive to Repair.” Components such as sanitary waste, roofing, hot water boilers, heating water distribution, radiation units, branch wiring, and unit ventilators are some of the main components identified as at or over their useful life expectancy. If any of these components fail, the school may need to be closed. As a result, a contingency plan of how to accommodate the school population has been formed to ensure student learning can continue. A replacement school was approved by the MOE. Studies and consultation are currently underway. An estimated opening date has not yet been established until the initial review and consultations occur. In the interim, the following is a summary of the contingency plan:

If a building component failed resulting in the school to be non-operational, the Shanty Bay PS community would be accommodated at Johnson Street PS within three business days following the building closure.

Summary of contingency plan:

- locate three portables on Johnson Street PS;
- create bus routing plans (SCSTC);
- create a dedicated bus stop for the current walking community (SCSTC);
- prepare communication plans; and,
- create a list of class resources to be moved.

Contingency Plans

Banting Memorial HS

Banting Memorial HS was assessed through the MOE facility audit program in 2016. The facility condition audit has indicated that 31 percent of the components of Banting Memorial HS have reached their expected life cycle, deeming the building “Critical to Repair.” Components such as power distribution systems, interior and exterior lighting systems, roofing, hot water boilers, domestic water distribution system, heated water distribution, radiation units, air handling units/exhaust fans and greenhouse replacement, are some of the main components identified as at or over their useful life expectancy. There is a considerable amount of Asbestos Containing Materials (ACM) in Banting Memorial HS which introduces logistical and cost factors when it comes to maintaining, repairing, and renewing the building. It has become increasingly difficult to complete repairs where ACM materials are present, as work needs to be scheduled outside normal operational hours at inflated costs due to the required abatement which must be undertaken prior to repairs being done, and the potential risk of building sections being taken out of use for extended periods of time.

If any one of these components fail, the school, or portions thereof, would need to be closed. As a result, a contingency plan of how to accommodate the school population needs to be formed to ensure student learning can continue.

Given the size and age of the different portions of Banting Memorial HS, there may be isolated areas where components fail. Options available while emergency repairs are completed (two to ten days) are:

- relocate students to other parts of the building;
- change hours of operation to accommodate class rotation; and,
- provide online classes.

If the majority or all of the building fails, options available while emergency repair is completed are (circumstances vary):

- advise the MOE that the school has been closed due to component failure and seek the following direction:
 - determine the maximum amount of instructional days needed for graduation; and,
 - determine if the school year can be extended.
- provide classes after school at Ernest Cumberland ES, Alliston Union PS, and/or Boyne River PS once elementary students have been dismissed;
- partner with Nottawasaga Pines SS;
- split the day in half (a.m. periods one and two, for Grades 11/12; p.m. periods three and four, for Grades 9/10), end classes early if near the end of the semester;
- explore other options by renting space in New Tecumseth Recreation Centre; and/or,
- access the Focus Building and Simcoe Shores SS location for programming support after school.

Holding Schools

Holding School Strategy:

Due to significant growth in Simcoe County, students generated from new subdivisions may not be able to be accommodated within local schools. Students from new developments may be directed to several schools to minimize over utilization. These subdivisions will be placed in an attendance area called a "Holding Area." Students will attend the named holding school until such time as a capital project is approved by the MOE resulting in an addition to the local school, or a new school is built within the community and attendance areas are adjusted.

The following maps outline the areas within the board where holding areas are being utilized.

Development Holding			
Municipality	Development	Elementary School	Secondary School
Barrie Hewitt's Creek Secondary Plan	Phase O	Algonquin Ridge ES	
	Phase P	Algonquin Ridge ES	
	Phase Z	Algonquin Ridge ES	
	Phase AA	Algonquin Ridge ES	
	Phase I	Allandale Heights PS	
	Phase J	Allandale Heights PS	
	Phase K	Allandale Heights PS	
	Phase L	Allandale Heights PS	
	Phase W	Allandale Heights PS	
	Phase FF	Allandale Heights PS	
	Phase AAA	Allandale Heights PS	
	Phase M	Hewitt's Creek PS	
	Phase N	Hewitt's Creek PS	
	Phase S	Hewitt's Creek PS	
	Phase Y	Hewitt's Creek PS	
	Phase Q	Hyde Park PS	
	Phase B	Mapleview Heights ES	
	Phase F	Mapleview Heights ES	
	Phase R	Mapleview Heights ES	
	Phase U	Mapleview Heights ES	
	Phase AAB	Mapleview Heights ES	
	Phase AAC	Mapleview Heights ES	
	Phase A	Willow Landing ES	
	Phase D	Willow Landing ES	
	Phase E	Willow Landing ES	
	Phase G	Willow Landing ES	
	Phase H	Willow Landing ES	
	Phase T	Willow Landing ES	
Phase V	Willow Landing ES		
Phase EE	Willow Landing ES		
Barrie Salem Secondary Plan	Phase P	Assikinack PS	Nottawasaga Pines SS
	Phase Q	Assikinack PS	Nottawasaga Pines SS
	Phase R	Assikinack PS	Nottawasaga Pines SS
	Phase B	Holly Meadows ES	Bear Creek SS
	Phase C	Holly Meadows ES	Bear Creek SS
	Phase D	Holly Meadows ES	Nottawasaga Pines SS
	Phase E	Holly Meadows ES	Nottawasaga Pines SS
	Phase H	Holly Meadows ES	Nottawasaga Pines SS
	Phase T	Holly Meadows ES	Nottawasaga Pines SS
	Phase I	Trillium Woods ES	Nottawasaga Pines SS
	Phase J	Trillium Woods ES	Nottawasaga Pines SS
	Phase K	Trillium Woods ES	Nottawasaga Pines SS
	Phase L	Trillium Woods ES	Nottawasaga Pines SS
	Phase A	W.C. Little ES	Bear Creek SS
	Phase G	W.C. Little ES	Nottawasaga Pines SS
	Phase M	W.C. Little ES	Nottawasaga Pines SS
Phase N	W.C. Little ES	Nottawasaga Pines SS	
Phase O	W.C. Little ES	Nottawasaga Pines SS	

Holding Schools

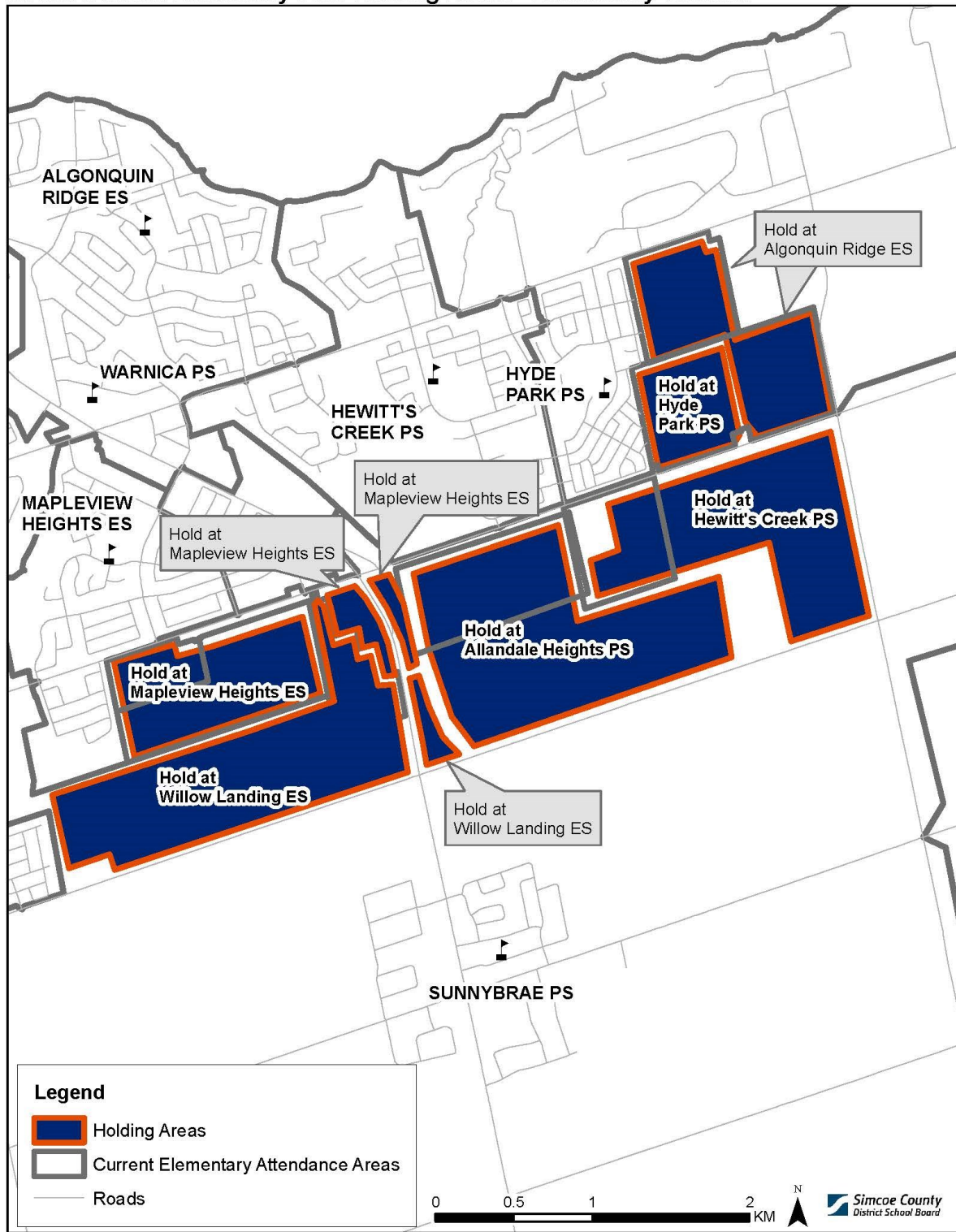
The following maps outline the areas within the board where holding areas are being utilized.

Development Holding		
Municipality	Development	Elementary School
Bradford	Bearsfield	Hon Earl Rowe PS
	Mod-Aire 178-179	Hon Earl Rowe PS
	Bradford East South Portion	Hon Earl Rowe PS and/or New Bradford North ps
	Bradford North Portion	Sir William Osler PS and/or New Bradford North ps
	Braidwood	Sir William Osler PS
	Dykie	Sir William Osler PS and/or New Bradford North ps
Collingwood	Summit View	Mountain View ES
Essa	San Diego Homes	Baxter Central PS
	Queensbrook	Baxter Central PS
Innisfil	Sleeping Lion Phase 2	Goodfellow PS
	Sleeping Lion Phase 1	Innisfil Central PS
Midland	The Seasons on the Little Lake	James Keating ES
	823 King Street	James Keating ES
New Tecumseth	Nottawasaga Estates	Tecumseth Beeton ES
	Treetops future phases	Tecumseth Beeton ES
	22 and 30 Dunham Drive	Tecumseth Beeton ES
Orillia	Stoneridge	Lions Oval PS
Oro-Medonte	2063334 Ontario Ltd. (Meadow Acres)	Couchiching Heights PS
Springwater	Stonemanor Woods Phase 2	Emma King ES
	Stonemanor Woods Phase 4	Emma King ES
	Midhurst Secondary Plan Neighbourhood 2	Terry Fox ES
	Midhurst Secondary Plan Neighbourhood 1	West Bayfield ES
Wasaga Beach	Baycliffe Homes - Morgan Road Development	Connaught PS
	Pacific Developments Inc	Huronian Centennial ES
	Sands Development	Connaught PS
	Ramblewood	Connaught PS
	Robinson Road	Connaught PS
	Zancore Trillium Forest North	Connaught PS
	Georgian Sands Village (New England Village)	Huronian Centennial ES

Holding Schools

Barrie Hewitt's Creek Secondary Plan

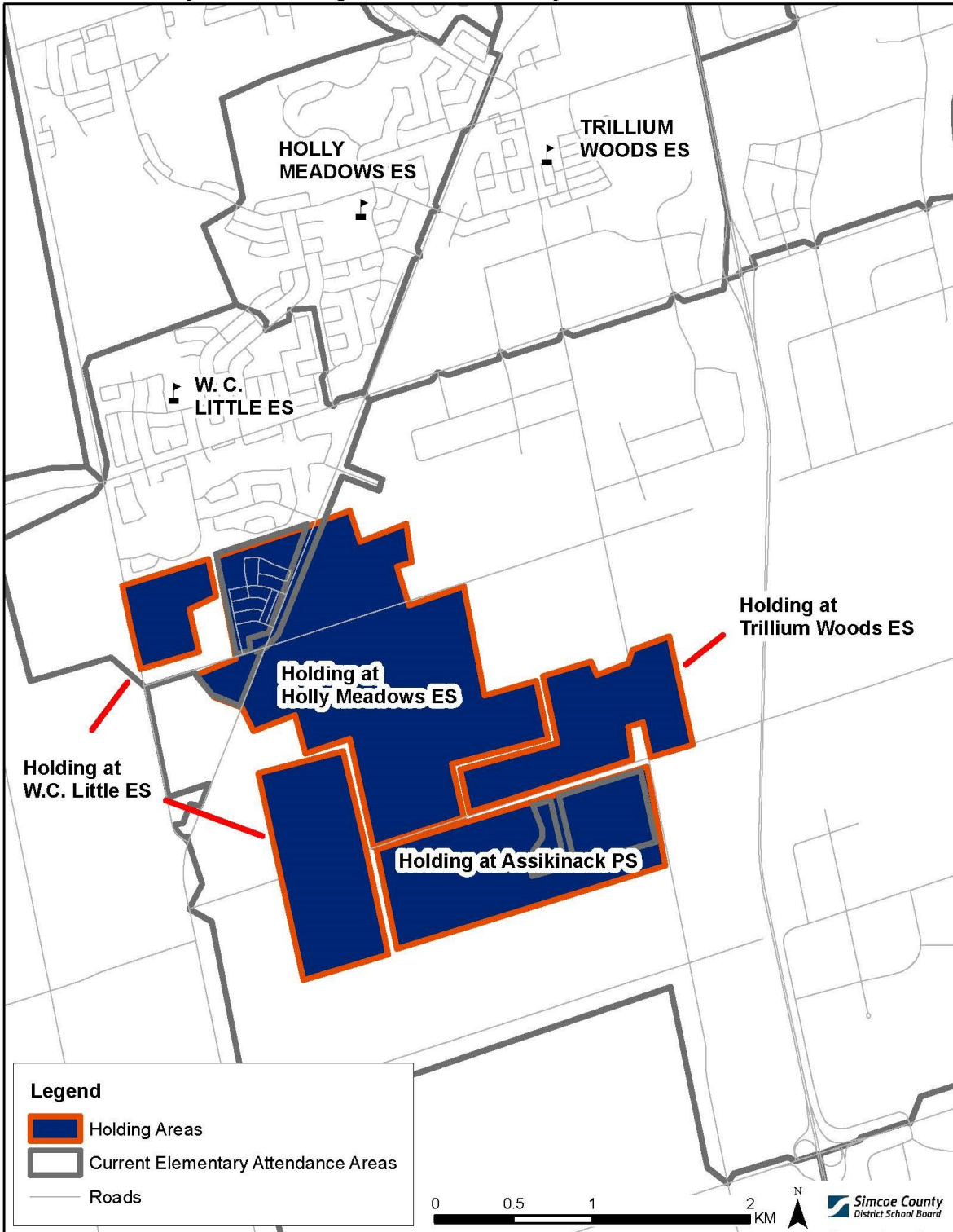
Hewitt's Creek Secondary Plan Holding Areas - Elementary Schools



Holding Schools

Barrie Salem Secondary Plan

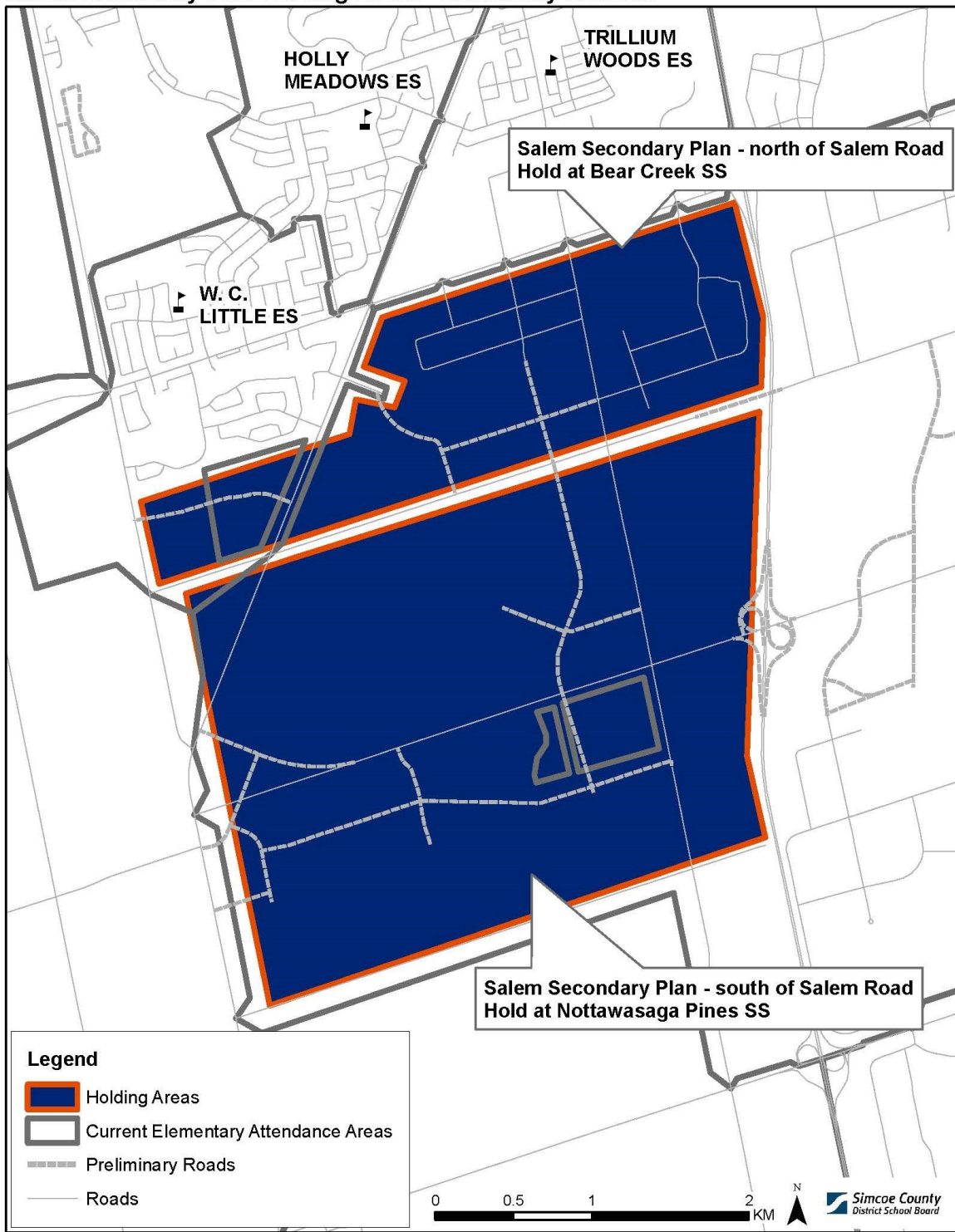
Salem Secondary Plan Holding Areas - Elementary Schools



Holding Schools

Barrie Salem Secondary Plan

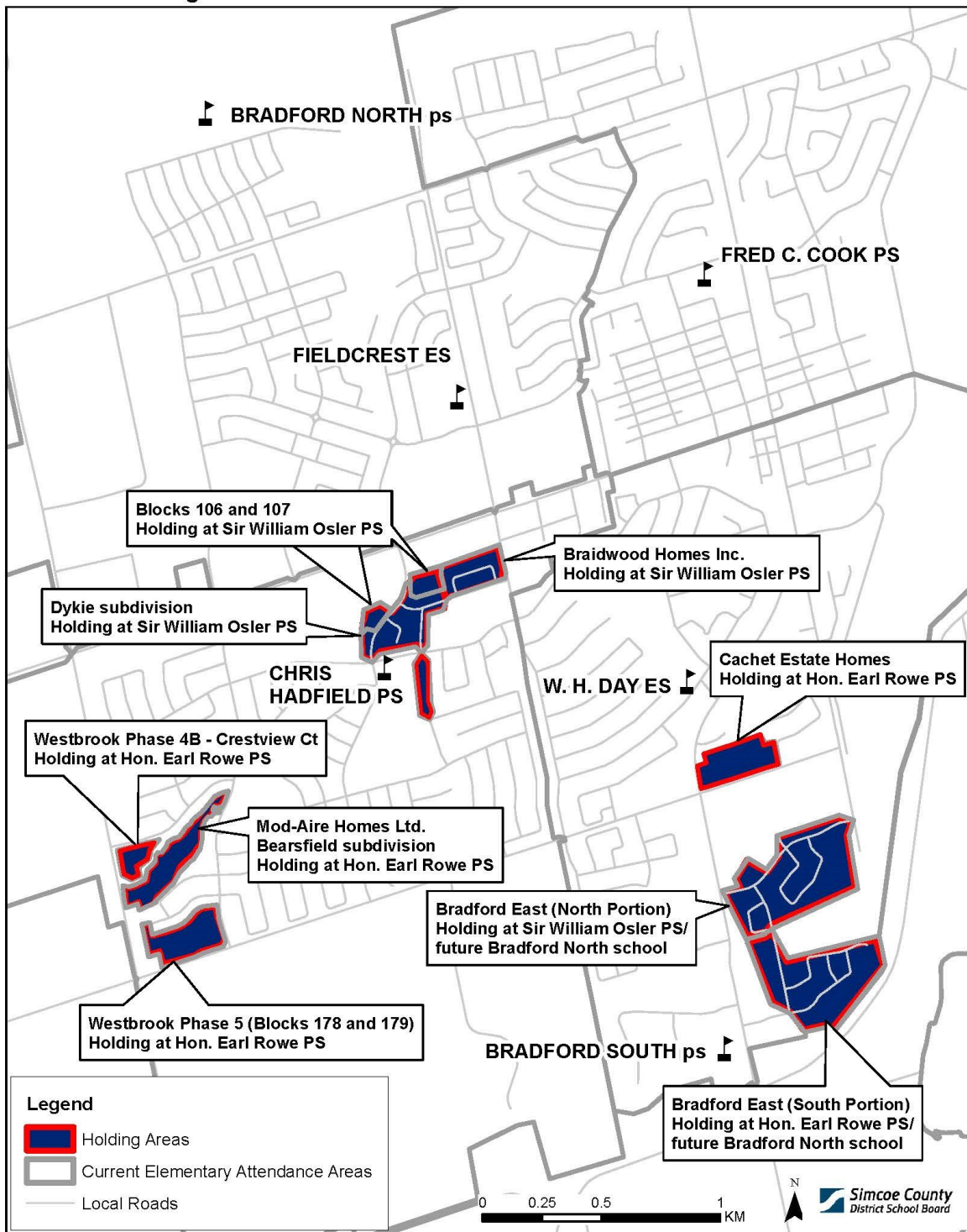
Salem Secondary Plan Holding Areas - Secondary Schools



Holding Schools

Town of Bradford West Gwillimbury

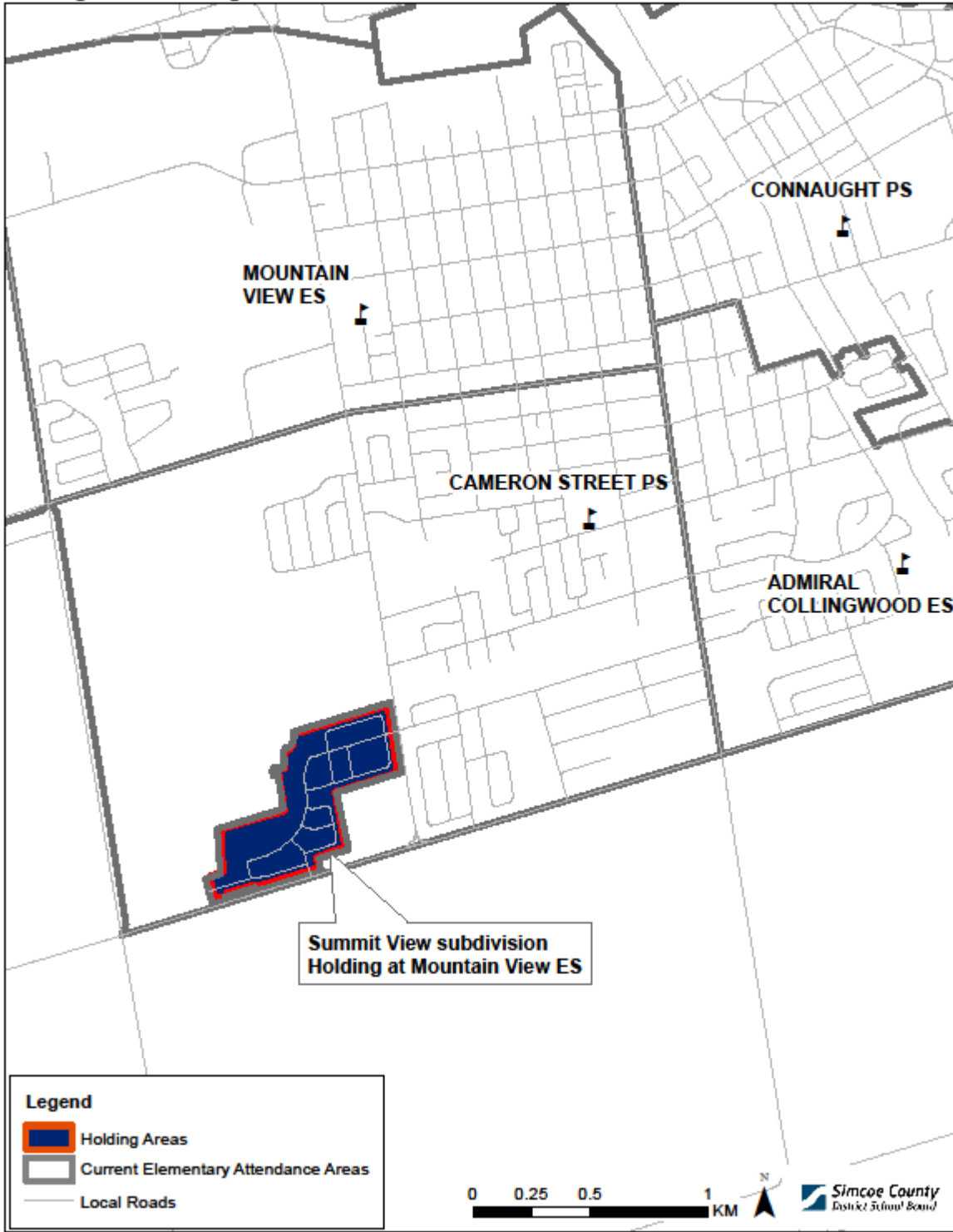
Bradford Holding Areas



Holding Schools

Town of Collingwood

Collingwood Holding Areas



Holding Schools

Township of Essa

Angus Holding Areas



Holding Schools

Town of Innisfil

South Alcona Holding Areas



Holding Schools

Town of Midland

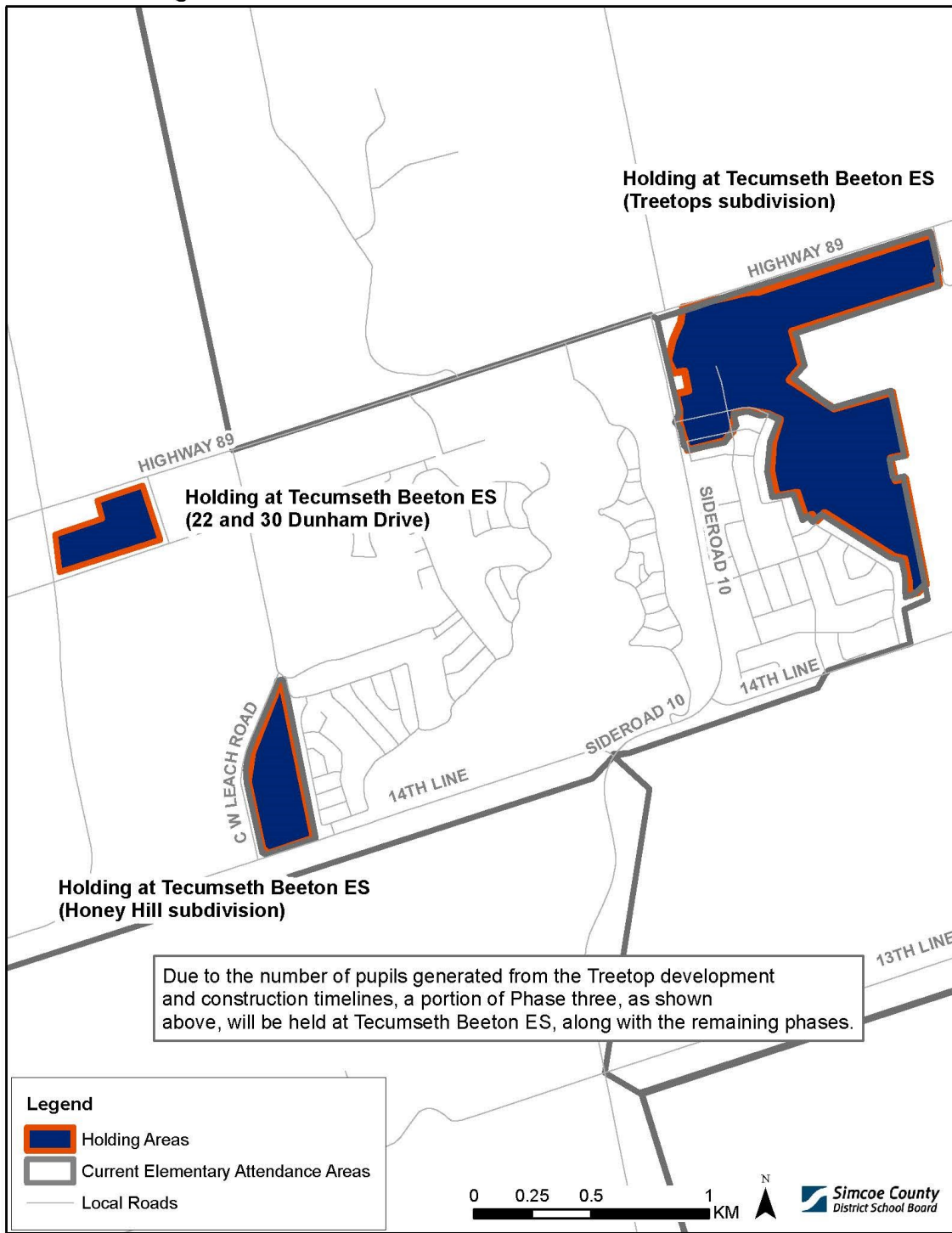
Midland Holding Areas



Holding Schools

Town of New Tecumseth

Alliston Holding Areas



Holding Schools

City of Orillia and Township of Oro-Medonte

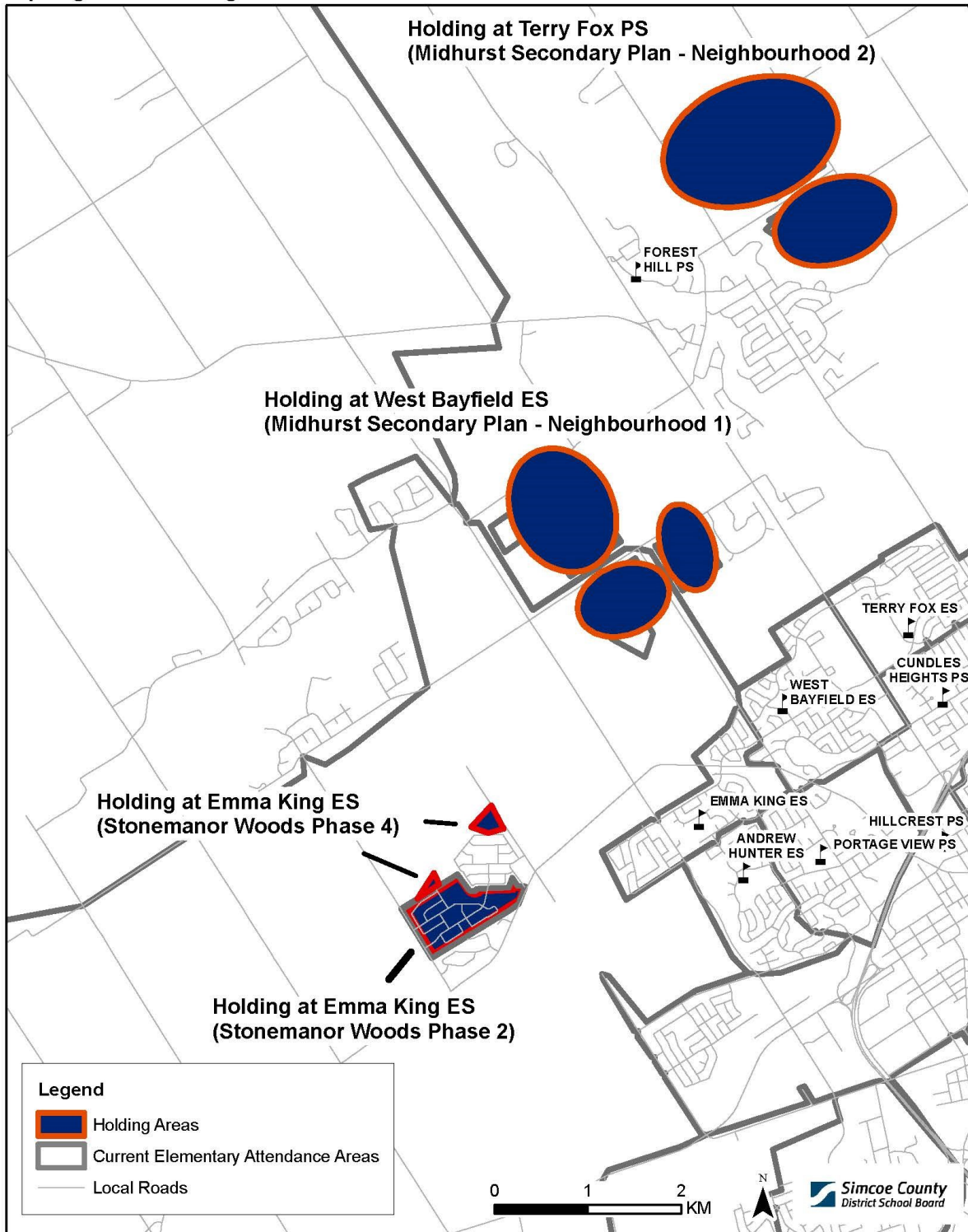
Orillia and Oro-Medonte Holding Areas



Holding Schools

Township of Springwater

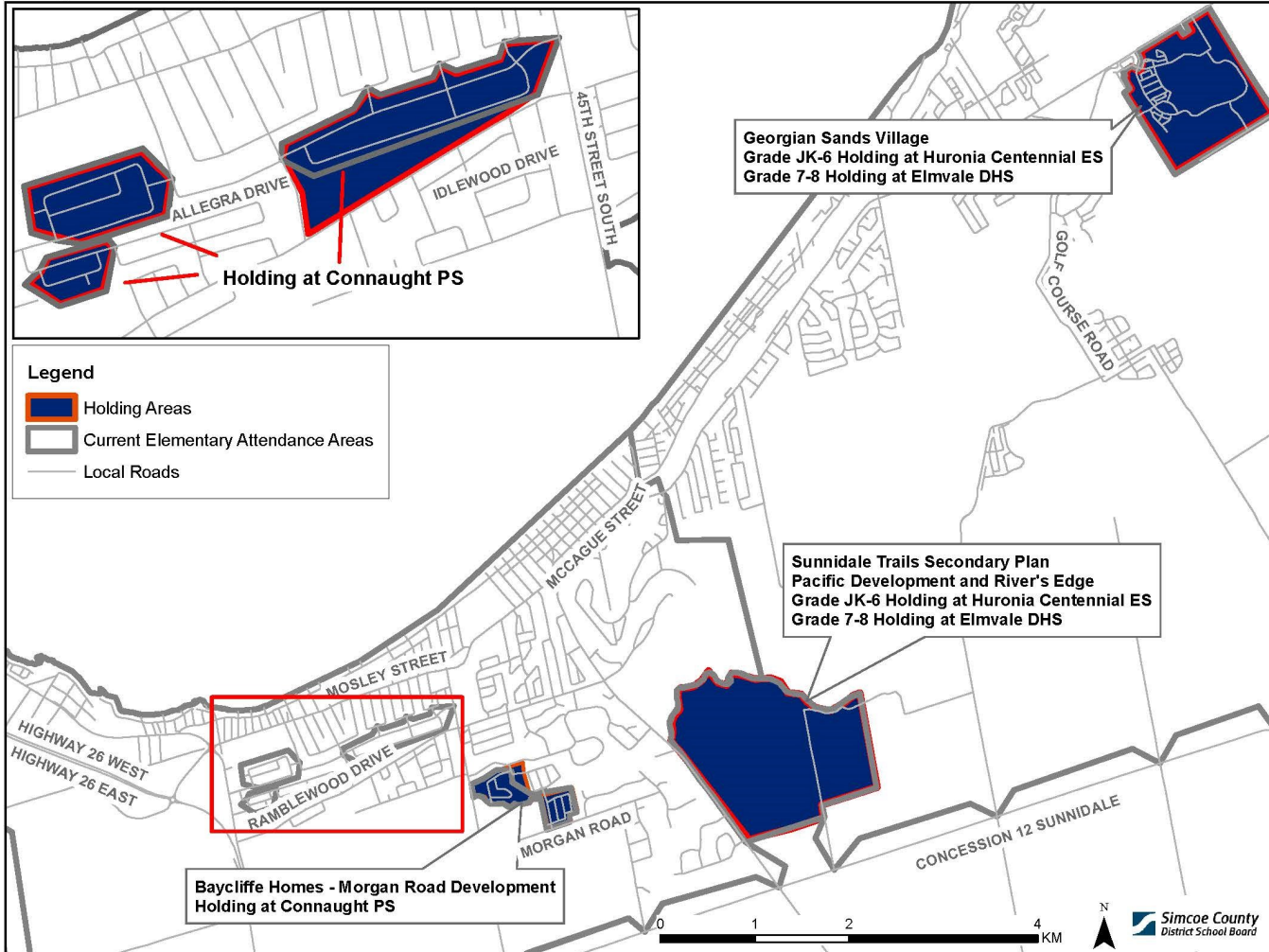
Springwater Holding Areas



Holding Schools

Town of Wasaga Beach

Wasaga Beach Holding Areas



Schools Closed/Open To Out-of-Attendance-Area Students

Designating schools to be “closed” to all students who are not living within a school attendance area is a method used by the board to ensure stable enrolment and mitigate significant over utilization. There are five main reasons the board “closes” schools to out-of-attendance-area students.

1. If a school or group of schools have been involved in a recent accommodation review or an attendance review.
2. If a school is being used as a holding school for a new school in which the board is seeking MOE approval.
3. If a school cannot accommodate any further pupils as a result of septic system capacity.
4. If a capital priority approval results in the construction of a new school or a significant renovation/addition.
5. If a school accommodates a French Immersion or Extended French program, and is significantly over capacity.

The majority of SCDSB elementary schools are experiencing one of the above five conditions. As a result, all elementary schools with the exception of the seven schools noted below which have two or more available classroom spaces, are closed to out-of-attendance-area requests, unless there are extenuating circumstances deemed by the Director of Education in accordance with Policy 2317 – School Attendance Area.

Adjala Central PS	Cundles Heights PS	Tecumseth Beeton ES
Baxter Central PS	Steele Street PS	Tecumseth South Central PS
Brechin PS		

Future Planning Reviews

Ongoing analysis of enrolment and utilization, school facility condition, and program, enable the board to identify pressures that may not require immediate action, or where additional time is needed to ensure trends are accurate and continuing. Until the MOE provides Accommodation Guidelines, the board is not able to approve an Accommodation Review. The following are groups of schools that have displayed enrolment, facility, or program pressures, and require monitoring, and where future accommodation strategies may be needed.

School Name	Type Of Study Required		
	Accommodation Review	Attendance Area Review (AAR)	Program Review
Adjala Central PS Sir William Osler PS Tecumseth Beeton ES Tecumseth South Central PS Tottenham PS	X		
Codrington PS Cundles Heights PS Johnson Street PS Maple Grove PS Oakley Park PS Shanty Bay PS Steele Street PS	X		
Couchiching Heights PS Harriett Todd PS Lions Oval PS Marchmont PS Orchard Park PS Regent Park PS Warminster ES		X	
Orillia SS Twin Lakes SS		X	

Surplus Property

Surplus property is a closed school or can be space within an occupied school that is deemed surplus to the board's needs. Disposal of surplus property is governed by Ontario Regulation 444/98. Following a prescribed process, property may be made available to the private sector if a public agency does not express an interest in acquiring the property.

The following schools have been deemed surplus to the board's needs. The disposition process has commenced.

Properties Currently in Disposition Process

Penetanguishene SS
 Port McNicoll PS
 Waubaushene Pines ES
 Wyebriidge PS

The following schools have been deemed surplus to the board's needs.

Properties Deemed Surplus

Byng PS
 Tecumseth North PS
 St Paul's

The following schools have been closed to students and are being used as maintenance/office facilities. Given the age and condition of the buildings, a Facility Services analysis is being performed to determine how best to accommodate maintenance shops and office space for Facility Services external staff.

Properties Used as Maintenance/Office Space

Ardrea Annex PS
 Duntroon Central PS

Facility Partnerships and Community Hubs

Co-operative and collaborative relationships between school boards and community organizations are part of the foundation of a strong, vibrant, and sustainable publicly funded education system, and it is the responsibility of all levels of government to make the best use of public assets. Confidence in public education and responsible stewardship of resources are supported by the practice of optimizing board resources through purposeful facility partnerships within the context of the board's responsibilities for student achievement, well-being of students and staff, safety, and pupil accommodation strategies. School boards are encouraged to reach out to community organizations on a regular basis to share planning information and to support effective planning with community partners.

Offering space in schools to facility partners can reduce facility operating costs, improve services and supports available to students, strengthen relationships between school boards, community partners, and the public, maximize the use of public infrastructure through increased flexibility and utilization, and provide a foundation for improved service delivery for communities.

Facility partnerships illustrate community commitment and help support business case submissions to the MOE. It is recommended that staff immediately initiate discussions with other public agencies and partners for the capital projects under consideration as outlined. Also note that it is the practice of the board to explore partnership opportunities for projects that may be outside of the three year planning horizon and during the site designation and acquisition process.

Initial partnership discussions for business case submissions should occur by spring 2021 to coincide with MOE capital cycles.

Capital Partnership Opportunities	
School Name	Type of Construction
Banting Memorial Replacement School	Replacement School
New Alliston elementary school	New School
New Bradford secondary school	New School
New Orillia elementary school	New School
New Tottenham elementary school	New School
Northwest Simcoe secondary schools	New School(s)

Community and Demographic Trends

As part of the capital planning process, the demographics and residential development activities are reviewed and studied for each municipality. This analysis provides insight into the factors that impact existing enrolment trends, and helps to identify emerging trends that could impact future enrolment.

The existing population and future targets indicate the varying degrees of growth expected throughout Simcoe County, including the City of Barrie and the City of Orillia. The table below illustrates the population distribution as of the 2016 Census and the target population as per the *Growth Plan for the Greater Golden Horseshoe*.

	2016	2011	% Change	0 to 4	5 to 9	10 to 14	15 to 19	20+	Target Pop. 2031	Net Growth Proposed
Penetanguishene	8,962	9,111	-2%	345	350	445	465	7,357	11,000	2,038
Midland	16,864	16,572	2%	695	810	760	860	13,739	22,500	5,636
Orillia	31,166	30,586	2%	1,415	1,495	1,495	1,585	25,176	41,000	9,834
Ramara	9,488	9,275	2%	330	375	455	475	7,853	13,000	3,512
Clearview	14,151	13,734	3%	685	755	850	930	10,931	19,700	5,549
Tay	10,033	9,736	3%	425	435	485	520	8,168	11,400	1,367
Adjala-Tosorontio	10,975	10,603	4%	470	585	650	755	8,515	13,000	2,025
Barrie	141,343	136,063	4%	7,745	8,770	9,010	9,605	106,213	210,000	68,657
Springwater	19,059	18,223	5%	900	1,195	1,330	1,280	14,354	24,000	4,941
Oro-Medonte	21,036	20,078	5%	890	1,090	1,225	1,290	16,541	27,000	5,964
Tiny	11,787	11,232	5%	405	485	500	560	9,837	12,500	713
Severn	13,477	12,377	9%	570	610	705	750	10,842	17,000	3,523
Innisfil	36,565	32,727	12%	1,995	2,140	2,195	2,270	27,965	56,000	19,435
Collingwood	21,793	19,241	13%	945	1,110	1,075	1,010	17,653	33,400	11,607
New Tecumseth	34,245	30,234	13%	1,850	2,000	1,995	2,065	26,335	56,000	21,755
Essa	21,080	18,505	14%	1,360	1,330	1,285	1,455	15,650	21,500	420
Wasaga Beach	20,675	17,537	18%	725	845	885	880	17,340	27,500	6,825
Bradford West Gwillimbury	35,325	28,077	26%	2,565	2,530	2,130	2,130	25,970	50,500	15,175

	2016	2011	% Change	0 to 4	5 to 9	10 to 14	15 to 19	20+
Beausoleil First Nation	656	1282	-51%	50	50	55	60	441
Chippewas of Rama First Nation	878	870	0%	60	75	70	55	618

Information obtained from the Census Profile, 2016 and 2011, Census Subdivision track

Community and Demographic Trends

As an extension of demographic analysis, staff track residential building activity. The information depicted below highlights the five year building permit summary. The areas with the highest building activity coincide with the areas previously identified as municipalities where significant growth is expected. Building permit activity has a direct correlation to the overall population of each school. The number of housing starts within each school's attendance area determines if a school is declining, stable, or growing in population. The table below is a summary of building activity throughout Simcoe County. As depicted in the table below, building permit activity was significantly lower in 2018 and 2019 than in the past four years. Community building activity needs to be monitored as there is a direct correlation to new builds and student enrolment.

Municipality	Number of Sites	Location	Panel	Status
Barrie	1	Dean Avenue	Elementary	Owned
Barrie	3	Salem Secondary Plan	Elementary	Designated
Barrie	1	Salem Secondary Plan	Secondary	Designated
Barrie	4	Hewitt's Creek Secondary Plan	Elementary	Designated
Bradford West Gwillimbury	1	Bond Head	Elementary	Designated
Bradford West Gwillimbury	1	Bradford	Secondary	Required
Collingwood	1	Linksvie	Elementary	Designated
Collingwood	1	Panorama North	Elementary	To Be Designated
Clearview	1	Stayner	Elementary	Required
Essa	1	Angus	Elementary	Required
Innisfil	1	Alcona	Elementary	Required
New Tecumseth	1	Alliston	Elementary	Required
New Tecumseth	1	Tottenham	Elementary	Designated
Orillia	2	West Ridge	Elementary	Designated
Oro-Medonte	1	Craighurst	Elementary	Designated
Oro-Medonte	1	Horseshoe Valley	Elementary	Designated
Springwater	2	Midhurst	Elementary	Designated
Wasaga Beach	1	Georgian Sands	Elementary	Designated
Wasaga Beach	1	Sunnidale Trails	Elementary	Designated
Wasaga Beach	1	Sunnidale Trails	Secondary	Designated

Community and Demographic Trends

To help further analyze student distribution, the following chart illustrates the number of students living within each municipal jurisdictional boundary. Attendance areas do not necessarily align with municipal borders as there are many geographic, servicing, enrolment, program, and facility factors that determine the distribution of students to school facilities.

2020-2021 Enrolment by Students' Home Address			
Municipality	Elementary	Secondary	Total
Adjala-Tosorontio	673	334	1,007
Barrie	11,292	4,713	16,005
Bradford West Gwillimbury	3,369	1,214	4,583
CFB Borden	185	56	241
Clearview	1,327	553	1,880
Collingwood	1,577	772	2,349
Essa	1,565	741	2,306
Innisfil	3,260	1,436	4,696
Midland	1,076	402	1,478
New Tecumseth	2,742	1,196	3,938
Orillia	2,060	937	2,997
Oro-Medonte	1,923	745	2,668
Penetanguishene	178	149	327
Ramara	650	279	929
Severn	1,025	428	1,453
Springwater	1,918	802	2,720
Tay	621	225	846
Tiny	534	234	768
Wasaga Beach	1,308	618	1,926
Out of SCDSB District	18	40	58
Total	37,301	15,874	53,175

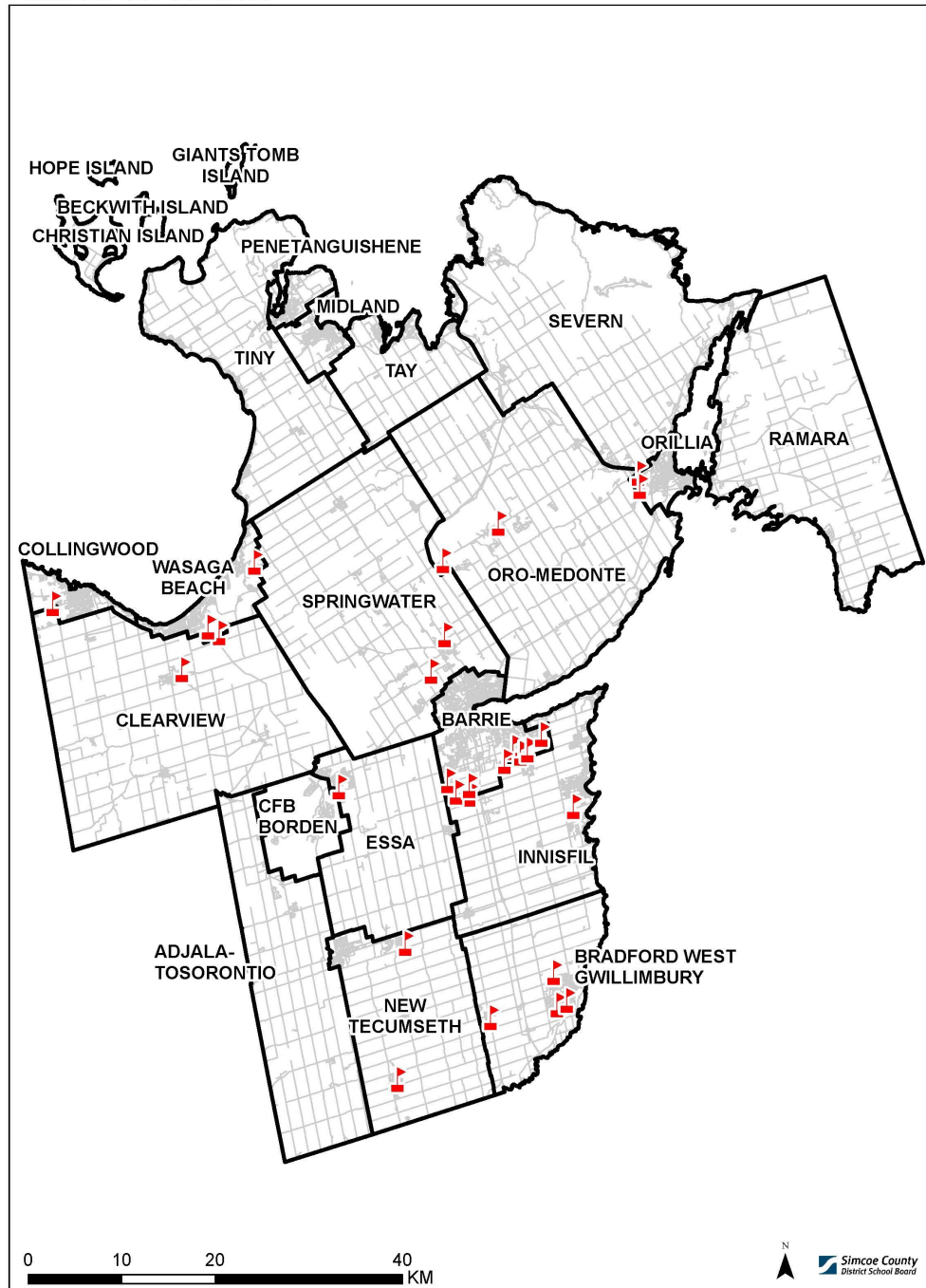
Future Schools

Due to the extensive residential growth occurring in many communities, it is anticipated that additional schools, and/or additions to existing schools, will be required outside the three year capital priority planning horizon. The following table identifies all areas where future growth pressures are expected, and indicates the number of school sites, designated, owned, or required (not yet designated or owned). Staff will bring forward a recommended capital priority for schools as required, due to growth pressures. In some circumstances, the board may opt to release designated sites in the event they are not required due to demographic trends, or when alternative locations are desired due to phasing and development patterns. A priority for staff is designating and acquiring elementary and/or secondary school sites in the Alcona, Alliston, Angus, Barrie, Bradford, Orillia, and Tottenham areas.

Municipality	Number of Sites	Location	Panel	Status
Barrie	1	Dean Avenue	Elementary	Owned
Barrie	3	Salem Secondary Plan	Elementary	Designated
Barrie	1	Salem Secondary Plan	Secondary	Designated
Barrie	4	Hewitt's Creek Secondary Plan	Elementary	Designated
Bradford West Gwillimbury	1	Bond Head	Elementary	Designated
Bradford West Gwillimbury	1	Bradford	Secondary	Required
Collingwood	1	Linksvie	Elementary	Designated
Collingwood	1	Panorama North	Elementary	To Be Designated
Clearview	1	Stayner	Elementary	Required
Essa	1	Angus	Elementary	Required
Innisfil	1	Alcona	Elementary	Required
New Tecumseth	1	Alliston	Elementary	Required
New Tecumseth	1	Tottenham	Elementary	Designated
Orillia	2	West Ridge	Elementary	Designated
Oro-Medonte	1	Craighurst	Elementary	Designated
Oro-Medonte	1	Horseshoe Valley	Elementary	Designated
Springwater	2	Midhurst	Elementary	Designated
Wasaga Beach	1	Georgian Sands	Elementary	Designated
Wasaga Beach	1	Sunnidale Trails	Elementary	Designated
Wasaga Beach	1	Sunnidale Trails	Secondary	Designated

Future Schools

Potential School Sites



The map illustrates school sites that are owned, have been designated, or are required. New schools recommended as capital priorities are determined based upon the number of units constructed, how many students are being generated from the development and the ability of the holding school to accommodate growth.



Section 2

Enrolment and Utilization

Student enrolment within the schools has a direct correlation to the creation of a learning environment which supports the board's mandate of creating lifelong learners. A strong student population in each and every school ensures stability of staff, programming, extra curricular activities, before and after school care and the efficient and effective use of public resources. The goal of the board over the past ten years has been to stabilize enrolment within each school. When student enrolment and school size are closely matched, the students, board, and community are well served.

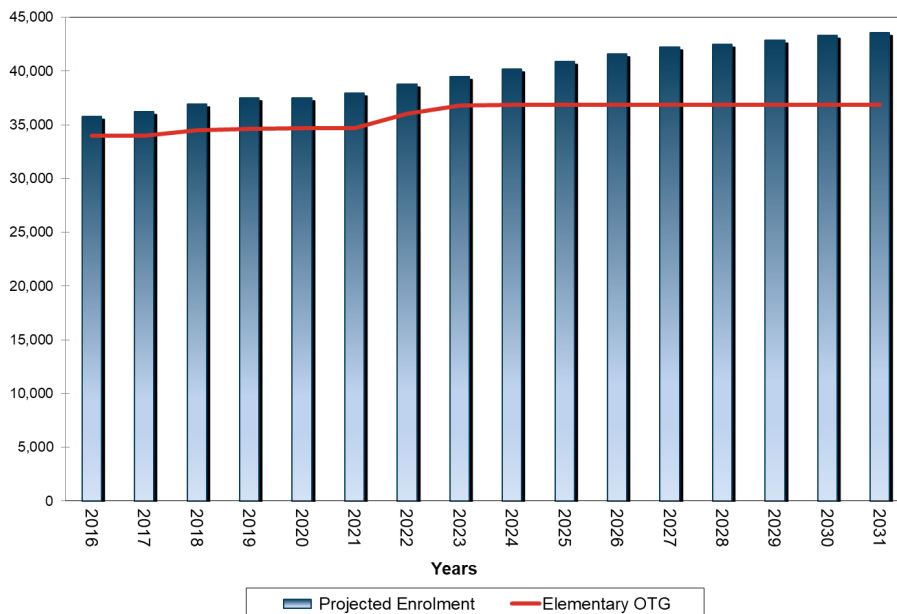
Since 2006, the board has closed 19 elementary school buildings and built 18 new elementary schools either within new growth areas, replacing older facilities or "right sizing" the school within the community. Five new elementary schools and one addition have been approved by the MOE with design underway.

Since 2006, the board has closed five secondary school buildings and built two new secondary schools. One new secondary school will open September 2021.

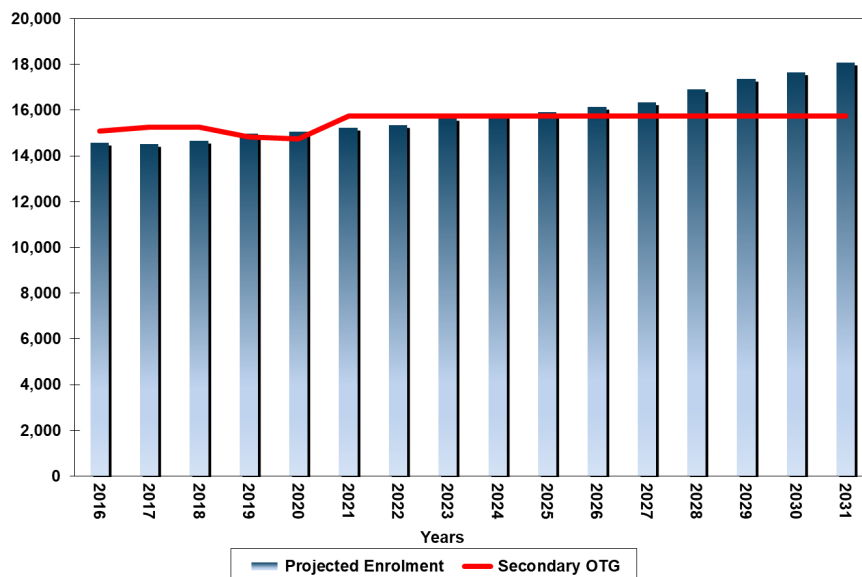
By fall 2021, the SCDSB's elementary utilization will be 109 percent, while the secondary utilization will be 97 percent. The SCDSB is in a favourable position to now concentrate on new construction, and enhancing facilities and programs to benefit all students within every school.

Enrolment and Utilization

The adjacent chart represents the projected elementary enrolment as it relates to capacity. It indicates that within the elementary panel, there are more pupils than available capacity, indicating future capital priority needs.



The adjacent chart represents the projected secondary enrolment as it relates to capacity. It indicates that within the secondary panel, the enrolment and capacity are currently aligned. By 2023, there are more pupils than available capacity indicating future capital priority needs.



Enrolment and Utilization

The following enrolment charts highlight trends over the next ten years, and are intended to provide a quick reference point of the overall comparison of pupils to the capacity of the schools in a geographic area. Where “Pupils Over/Under Capacity” is positive, there are more students than there is space. If the number is negative, there is more space than students.

Utilization rates are also included. These rates are calculated by dividing the number of students by the school capacity. A school is considered sustainable when the utilization rate is between 90 percent and 110 percent. Utilization rates outside of that range are monitored over the long-term to determine if accommodation strategies need to be considered. Portable numbers are based upon programmed space, not the number of portables on site.

Within the elementary panel, growth projections have increased on average by 1 percent year over year. In the 2020 school year, the board’s enrolment increased by .04 percent (180 elementary students) over the prior year. The enrolment growth was altered slightly due to parents/guardians choosing not to enrol Kindergarten students, home schooling and a delay in new home closings. As a result in this shift, projections have been softened to in order to reflect the overall effects COVID-19 has had on student enrolment.

Within the southwest elementary review area, there has been decline in the southern rural schools, while the urban centres are growing. New schools in Alliston, Angus and Tottenham will balance enrolment within these communities. As indicated in Section 1 - Future Planning Reviews, the southern portion of this region will be monitored to determine the appropriate strategy to meet the challenges of both declining enrolment and facility conditions.

Enrolment Projections to 2031									
Elementary School	OTG 20	Portables 2020	Program	2020		2026		2031	
				Students	Utilization	Students	Utilization	Students	Utilization
Adjala Central PS	340	0		242	71%	240	70%	246	72%
Alliston Union PS	507	2	JK-8 RT	451	89%	454	90%	425	84%
			5-8 FI	139	27%	141	28%	141	28%
			Sum	590	116%	595	117%	566	112%
Angus Morrison ES	458	11		720	157%	735	160%	737	161%
Baxter Central PS	363	0		287	79%	334	92%	376	104%
Boyne River PS	461	10		661	143%	728	158%	713	155%
Ernest Cumberland ES	539	4	JK-8 RT	448	83%	513	95%	517	96%
			1-4 FI	149	28%	152	28%	152	28%
			Sum	597	111%	665	123%	669	124%
Pine River ES	234	7		387	165%	475	203%	503	215%
Tecumseth Beeton ES	536	0		308	57%	462	86%	491	105%
Tecumseth South Central PS	245	0		178	73%	197	80%	188	77%
Tosorontio Central PS	375	2		384	102%	446	119%	450	120%
Tottenham PS	360	4		465	129%	666	185%	726	202%
Total	4418	40		4819	109%	5543	125%	5665	128%
Pupils Over/Under Capacity				401		1125		1247	

Enrolment and Utilization

Capital priorities were approved in the Collingwood area which have balanced utilization. Within the community of Stayner, an accommodation review was completed with the recommendation of creating a JK to Grade 6 model at Clearview Meadows ES in 2018-2019 and Byng PS closed in June 2020. A capital priority was approved to add pupil places to Clearview Meadows ES which has now been completed. A new elementary school was approved by the MOE in the community of Wasaga Beach. When the new school is opened, enrolment and utilization charts will be updated to reflect the new attendance boundaries.

Enrolment Projections to 2031									
Elementary School	OTG 20	Portables 2020	Program	2020		2026		2031	
				Students	Utilization	Students	Utilization	Students	Utilization
Admiral Collingwood ES	487	4	JK-8 RT	423	87%	548	113%	507	104%
			5-8 FI	138	28%	148	30%	156	32%
			Sum	561	115%	696	143%	663	136%
Birchview Dunes ES	599	7		653	109%	775	129%	817	136%
Cameron Street PS	504	1	JK-8 RT	371	74%	372	74%	382	76%
			1-4 FI	137	27%	151	30%	151	30%
			Sum	508	101%	523	104%	533	106%
Clearview Meadows ES	366	1		378	103%	347	95%	343	94%
Connaught PS	309	0		233	75%	225	73%	240	78%
Mountain View ES	363	1		355	92%	367	101%	383	105%
New Lowell Central PS	245	2		283	116%	340	139%	341	139%
Nottawa ES	222	4		308	139%	333	150%	344	155%
Nottawasaga/Creemore PS	176	10		229	130%	229	130%	218	124%
Worsley ES	455	9	JK-8 RT	519	114%	555	122%	556	122%
			1-8 FI	161	35%	154	34%	151	33%
			Sum	680	149%	709	156%	707	155%
New Wasaga Beach ps	406								
Total	3726	39		4188	112%	4543	110%	4589	111%
Pupils Over/Under Capacity				462		411		457	

Capacity amended in 2018 for an addition onto Mountain View ES

Enrolment amended for Grade 7 and 8 students attending Stayner CI

Capacity amended in 2019 for an addition onto Cameron Street PS

Capacity amended in 2020 for closing of Byng PS, and an addition onto Clearview Meadows ES

Enrolment and Utilization

As a result of consolidations and capital construction, schools within the north elementary review area are well balanced with the exception of Wyevale Central PS. A program review was completed to address the utilization pressures between Huron Park PS and Mundy's Bay PS, which was implemented in the 2018-2019 school year. It is anticipated that this area will remain stable into the future.

Enrolment Projections to 2031									
Elementary School	OTG 20	Portables 2020	Program	2020		2026		2031	
				Students	Utilization	Students	Utilization	Students	Utilization
Bayview PS	395	0		367	93%	380	96%	379	96%
Huron Park PS	404	2	JK-8 RT	354	88%	354	88%	361	89%
			5-8 FI	101	25%	106	26%	111	27%
			Sum	455	113%	460	114%	472	117%
James Keating ES	314	1		270	86%	293	93%	306	98%
Mundy's Bay PS	464	1	JK-8 RT	350	75%	332	72%	337	73%
			1-4 FI	117	25%	139	30%	139	30%
			Sum	467	101%	471	102%	476	103%
Tay Shores PS	504	5		569	113%	604	120%	574	114%
Wyevale Central PS	190	4	5	299	157%	307	161%	305	160%
Total	2271	13		2427	107%	2515	111%	2512	111%
Pupils Over/Under Capacity				156		244		241	

Within the northeast elementary review area, the overall utilization rate is slightly over capacity and remains stable over the long term. However, there are several schools that do not have balanced utilization. To help address utilization rates, a French Immersion program review was implemented in the 2017-2018 school year and Severn Shores PS was opened in September 2016. Within the western portion of the review area, a capital priority for a new elementary school is under consideration in the Orillia area.

Enrolment Projections to 2031									
Elementary School	OTG 20	Portables 2020	Program	2020		2026		2031	
				Students	Utilization	Students	Utilization	Students	Utilization
Brechin PS	245	0		165	67%	127	52%	126	51%
Coldwater PS	337	1		368	109%	420	125%	421	125%
Couchiching Heights PS	303	1		251	83%	222	73%	222	73%
Harriett Todd PS	576	0	JK-8 RT	419	73%	391	68%	390	68%
			1-4 FI	109	19%	127	22%	126	22%
			Sum	528	92%	518	90%	516	90%
Lions Oval PS	463	0		415	90%	397	86%	424	92%
Marchmont PS	305	3		345	113%	379	124%	395	130%
Moonstone ES	95	0		66	69%	73	77%	73	77%
Orchard Park PS	390	7		534	137%	600	154%	587	151%
Rama Central PS	236	0		194	82%	216	91%	225	95%
Regent Park PS	487	1	JK-8 RT	370	76%	311	64%	309	63%
			5-8 FI	101	21%	101	21%	110	23%
			Sum	471	97%	412	85%	419	86%
Severn Shores PS	317	5		438	138%	463	146%	462	146%
Uptergrove PS	245	3		267	109%	246	100%	245	100%
Warminster ES	173	4		242	140%	233	135%	238	138%
Total	4172	25		4284	103%	4306	103%	4352	104%
Pupils Over/Under Capacity				112		134		180	

Enrolment and Utilization

Within the central elementary review area, overall schools meet or exceed capacity. The majority of these schools are on rural servicing and need septic capacity solutions in order to maintain current student enrolment. Huronia Centennial ES became a JK to Grade 6 school in the 2019-2020 school year. A new elementary school was approved by the MOE in the community of Oro-Medonte which will help address enrolment pressures. Enrolment and utilization will be updated upon approval of the accommodation strategy for the area. Shanty Bay PS has facility condition pressures and low enrolment, a replacement capital priority has been approved by the MOE.

Enrolment Projections to 2031									
Elementary School	OTG 20	Portables 2020	Program	2020		2026		2031	
				Students	Utilization	Students	Utilization	Students	Utilization
East Oro PS	268	1		279	104%	338	126%	329	123%
Forest Hill PS	409	9	JK-8 RT	356	87%	342	84%	345	84%
			1-8 FI	280	68%	293	72%	291	71%
			Sum	636	156%	635	155%	636	156%
Guthrie PS	406	4		508	125%	527	130%	502	124%
Hillsdale ES	176	2		209	119%	229	130%	244	139%
Huronia Centennial ES*	412	3		425	103%	376	91%	381	92%
Minesing Central PS	363	4		449	124%	400	110%	404	111%
Shanty Bay PS**	127	2		153	120%	173	91%	171	90%
W.R. Best Memorial PS	222	6		349	157%	280	126%	271	122%
New Oro Medonte ps***	357			0		0		0	
Total	2383	31		3008	126%	2957	106%	2938	105%
Pupils Over/Under Capacity				625		154		135	

*2019 enrolment amended for Grade 7 and 8 students attending Elmvalle DHS

** Shanty Bay PS OTG adjusted to 190 pp

*** New Oro Medonte school OTG adjusted

Within the northeast Barrie elementary review area, the schools are mostly below capacity. As indicated in Section 1 - Future Planning Reviews, further monitoring and study is required to identify potential accommodation strategies. This area of Barrie will be used to hold students from the Midhurst Secondary Plan. An AAR is being proposed between Cundles Heights PS and Maple Grove PS due to the portable limitations at Maple Grove PS.

Enrolment Projections to 2031									
Elementary School	OTG 20	Portables 2020	Program	2020		2026		2031	
				Students	Utilization	Students	Utilization	Students	Utilization
Codrington PS	291	0		262	90%	305	105%	312	107%
Cundles Heights PS	450	0		332	74%	353	78%	364	81%
Johnson Street PS	314	0		224	71%	221	70%	221	71%
Maple Grove PS	412	4		486	118%	474	115%	474	115%
Oakley Park PS	416	3	JK-8 RT	212	51%	187	45%	186	45%
			1-8 FI	162	39%	192	46%	214	51%
			Sum	374	90%	379	91%	400	96%
Steele Street PS	441	0		386	88%	412	93%	408	93%
Terry Fox ES	559	0		515	92%	493	88%	493	88%
Total	2883	7		2579	89%	2637	91%	2672	93%
Pupils Over/Under Capacity				-304		-246		-211	

Capacity amended in 2019 for internal renovations at Cundles Heights PS

Enrolment and Utilization

Within the northwest Barrie elementary review area, the schools are well balanced. A program review was completed to address utilization pressures at Hillcrest PS and Portage View PS which was implemented in the 2017-2018 school year. This area of Barrie will be used to hold students from the western portion of the Midhurst Secondary Plan.

Enrolment Projections to 2031									
Elementary School	OTG 20	Portables 2020	Program	2020		2026		2031	
				Students	Utilization	Students	Utilization	Students	Utilization
Andrew Hunter ES	381	1		384	101%	415	109%	425	112%
Emma King ES	409	0		394	96%	410	100%	423	104%
Hillcrest PS	504	0	JK-8 RT	352	70%	306	61%	303	60%
			1-4 FI	139	28%	144	29%	144	29%
			Sum	491	97%	450	89%	447	89%
Portage View PS	522	3	JK-8 RT	478	92%	515	99%	535	102%
			5-8 FI	103	20%	102	20%	102	20%
			Sum	581	111%	617	118%	637	122%
West Bayfield ES	582	0		514	88%	489	84%	516	89%
Total	2398	4		2364	99%	2380	99%	2448	102%
Pupils Over/Under Capacity				-34		-18		50	

Within the southwest Barrie elementary review area, the schools meet or exceed capacity. Assikinack PS, Holly Meadows ES, Trillium Woods ES, and W.C. Little ES are proposed to hold the new growth anticipated in the southwest Barrie annex lands (Salem) until such time as a capital priority for a new school is approved to accommodate the growth. By 2031, it is anticipated an additional 1,000 elementary students will be generated due to growth in the Salem Secondary Plan.

Enrolment Projections to 2031									
Elementary School	OTG 20	Portables 2020	Program	2020		2026		2031	
				Students	Utilization	Students	Utilization	Students	Utilization
Ardagh Bluffs PS	576	2	JK-8 RT	435	76%	465	81%	496	86%
			5-8 FI	175	30%	128	22%	138	24%
			Sum	610	106%	593	103%	634	110%
Ferndale Woods ES	557	3	JK-8 RT	462	83%	507	91%	522	94%
			1-4 FI	142	25%	152	27%	152	27%
			Sum	604	108%	659	118%	674	121%
Holly Meadows ES	646	0		595	92%	815	126%	889	138%
Trillium Woods ES	542	2		553	102%	725	134%	822	152%
W.C. Little ES	576	1		587	102%	741	129%	866	150%
Total	2897	8		2949	102%	3532	122%	3885	134%
Pupils Over/Under Capacity				52		635		988	

Enrolment and Utilization

Within the southeast Barrie elementary review area, the schools meet or exceed capacity. Algonquin Ridge ES, Allandale Heights PS, Hewitt's Creek PS, Hyde Park PS, Mapleview Heights ES and Willow Landing ES are proposed to hold for the new growth anticipated in the south Barrie annex lands (Hewitt's) until such time as a capital priority for a new school(s) is approved. By 2031, it is anticipated an additional 2,200 elementary students will be generated due to growth in the Hewitt's Secondary Plan. New capital elementary priorities in Barrie will be required in order to keep pace with accommodating students from the growth areas.

Enrolment Projections to 2031									
Elementary School	OTG 20	Portables 2020	Program	2020		2026		2031	
				Students	Utilization	Students	Utilization	Students	Utilization
Algonquin Ridge ES	527	0		499	95%	594	113%	662	126%
Allandale Heights PS	352	0		342	97%	569	162%	670	190%
Assikinack PS	337	2		333	99%	471	140%	612	182%
Hewitt's Creek PS	573	4		657	115%	716	125%	929	162%
Hyde Park PS	533	5		659	124%	806	151%	849	159%
Mapleview Heights ES	611	0		521	85%	825	135%	1097	180%
Warnica PS	337	0	1-8 FI	311	92%	270	80%	268	80%
Willow Landing ES	596	0		571	96%	766	128%	980	164%
Total	3866	11		3893	101%	5017	130%	6068	157%
Pupils Over/Under Capacity				27		1151		2202	

Within the southeast central elementary review area, overall the schools meet or exceed capacity. Lake Simcoe PS opened in September 2016 and helped to alleviate pressures at Alcona Glen ES and Goodfellow PS. Boyne River PS in Alliston opened in September 2017, which has helped to alleviate pressures at Cookstown Central PS. Capital priority submissions to construct an addition onto Lake Simcoe PS has been approved by the MOE. A capital priority addition onto Killarney Beach PS will be re-submitted to the MOE. These additions are required in order to keep pace with accommodating students from the growth areas. The board is actively looking to secure school site(s) within the proposed new Orbit community of Alcona.

Enrolment Projections to 2031									
Elementary School	OTG 20	Portables 2020	Program	2020		2026		2031	
				Students	Utilization	Students	Utilization	Students	Utilization
Alcona Glen ES	622	5		707	114%	725	117%	722	116%
Cookstown Central PS	559	1		568	102%	581	104%	589	105%
Goodfellow PS	504	9	JK-8 RT	383	76%	462	92%	489	97%
			1-8 FI	256	51%	267	53%	273	54%
			Sum	639	127%	729	145%	762	151%
Innisfil Central PS	196	2		232	118%	491	250%	589	300%
Killarney Beach PS	340	2		338	99%	452	133%	495	145%
Lake Simcoe PS *	412	5		513	125%	605	101%	635	106%
Sunnybrae PS	432	0		388	90%	383	89%	380	88%
Total	3065	24		3385	110%	3966	122%	4171	128%
Pupils Over/Under Capacity				320		711		916	

** Lake Simcoe PS OTG adjusted to 190 pp

Enrolment and Utilization

Within the southeast elementary review area, most schools exceed capacity. Two new elementary schools were approved by the MOE in the community of Bradford and are currently being designed. When the new schools are opened, enrolment and utilization charts will be updated to reflect the new attendance boundaries. Additionally, a school site has been identified within the Bond Head secondary plan area. Sir William Osler PS will be required to be included in the larger accommodation strategy for new growth within Bradford.

Enrolment Projections to 2031									
Elementary School	OTG 20	Portables 2020	Program	2020		2026		2031	
				Students	Utilization	Students	Utilization	Students	Utilization
Chris Hadfield PS	507	18		893	176%	1016	200%	1002	198%
Fieldcrest ES	516	18		917	178%	1067	207%	1103	214%
Fred C. Cook PS	412	5		499	121%	561	136%	590	143%
Hon. Earl Rowe PS	219	0		201	92%	228	104%	244	111%
Sir William Osler PS	173	0		129	75%	194	112%	220	127%
W.H. Day ES	559	11	JK-8 RT	468	84%	652	117%	652	117%
			1-8 FI	325	58%	302	54%	303	54%
			Sum	793	142%	954	171%	955	171%
New Bradford North ps	501								
New Bradford South ps	599								
Total	2386	52		3432	144%	4020	115%	4114	118%
Pupils Over/Under Capacity				1046		534		628	

Enrolment and Utilization

Secondary:

Over the past five years, the board has secured approvals for projects to address the needs of the secondary panel. These projects enable the board to “right-size” the facilities with the enrolment of the communities involved.

A capital priority to replace Banting Memorial HS school will be submitted to help alleviate facility pressures in Alliston. Secondary attendance boundary changes will be necessary to balance enrolment within the south portion of Simcoe County.

Growth within Bradford has placed pressures on the elementary panel that will be transferred to the secondary panel. A capital priority to construct a new secondary school is being recommended to increase pupil places within this community.

Nottawasaga Pines SS is currently under utilized. Students generated from the Salem Secondary Plan development in Barrie will be held at Nottawasaga Pines SS until such time as a new secondary school is built in southwest Barrie.

Maple Ridge SS is under construction, with an opening date of September 2021. The opening of the new school will alleviate the accommodation pressures at Innisdale SS. The Hewitt’s Secondary Plan is expected to generate an additional 1,200 secondary students. The Salem Secondary Plan is expected to generate an additional 500 secondary students. A public secondary site has been designated in the Salem Secondary Plan.

Banting Memorial HS building condition has now reached a critical level. Staff is recommending the replacement of the school.

Within the secondary panel, enrolment for the past few years has been relatively stable year over year. In the 2020 school year, the board’s enrolment increased by 4 percent (approximately 600 secondary students) over the prior year. The enrolment growth in the secondary panel was not altered as a result of COVID-19; however, given the small softening in the elementary panel numbers, the secondary numbers are conservative estimates.

Enrolment and Utilization

Enrolment Projections to 2031									
Secondary School	OTG 20	Portables 2020	2020		2026		2031		
			Students	Utilization	Students	Utilization	Students	Utilization	
Banting Memorial HS	1491	0	RT	1464	98%	1386	93%	1769	119%
			FI			98	7%	102	7%
			Sum	1464	98%	1484	100%	1871	125%
Barrie North CI	1299	0	RT	1097	84%	1071	82%	1055	81%
			FI	0		239	18%	239	18%
			Sum	1097		1310	101%	1294	100%
Bear Creek SS	1407	7		1550	110%	1330	95%	1497	106%
Bradford District HS	1113	5		1220	110%	1391	125%	1751	157%
Collingwood CI	1260	2	RT	1399	111%	1315	104%	1348	107%
			FI	0		176	14%	164	13%
			Sum	1399		1491	118%	1512	120%
Eastview SS	1227	3		1265	103%	1077	88%	1131	92%
Elmvale District HS*	537	3		513	96%	554	103%	541	101%
Georgian Bay District SS	984	0	RT	881	90%	940	96%	974	99%
			FI	0		61	6%	72	7%
			Sum	881		1001	102%	1046	106%
Innisdale SS	1122	21	RT	1624	145%	864	77%	1107	99%
			FI	0	0%	228	20%	200	18%
			Sum	1624	145%	1092	97%	1307	116%
Maple Ridge SS**	1005				1010	100%	1116	111%	
Nantyr Shores SS	1152	3	RT	1224	106%	1245	108%	1624	141%
			FI	0		206	18%	199	17%
			Sum	1224		1451	126%	1823	158%
Nottawasaga Pines SS	906	0		682	75%	858	95%	986	109%
Orillia SS	1110	0		1147	103%	1158	104%	1256	113%
Stayner CI***	387	3		409	106%	394	102%	385	99%
Twin Lakes SS	966	0	RT	766	79%	652	67%	605	63%
			FI	0		73	8%	81	8%
			Sum	766		725	75%	686	71%
Total	15966	47		15241	103%	16326	104%	18202	116%
Pupils Over/Under Capacity				280		360		2236	

* Enrolment amended for Grade 7 and 8 students attending Elmvale DHS

** Capacity amended in 2021 for new Maple Ridge SS

*** Enrolment amended for Grade 7 and 8 students attending Stayner CI

Enrolment and Utilization

Adult and Continuing Education Department:

The Learning Centres in the SCDSB provide Adult and Continuing Education programs for learners of all ages and abilities with opportunities to discover new knowledge, develop new skills and to achieve personal learning goals. This investment in lifelong learning supports student pathways, increases employability and improves career options. The Learning Centres provide varied programming, including:

- secondary school credits through day, night, summer and correspondence;
- upgrading programs for adults;
- after school/summer literacy and numeracy programs for students;
- job search and employment services through the Career Centre;
- international and Indigenous language programs for elementary students;
- Newcomer Welcome Centre services;
- English as a Second Language for Adults; and,
- Personal Support Worker Certification program and more.

Learning Centre campuses are located throughout Simcoe County in Alliston, Barrie, Bradford, Collingwood, North Simcoe, Orillia, and Wasaga Beach. Additionally, SCDSB Adult and Continuing Education delivers highly successful education programming at the Central North Correctional Centre in Penetanguishene.

Adult and Continuing Education Course Enrolments - 2019-2020	
Secondary School Credit Course Enrolments	Course Enrolments
Day School Classroom Delivered Courses	1,087
Alliston LC	0
Barrie LC	116
Bradford LC	1
Collingwood LC	3
North Simcoe LC	3
Orillia LC	68
Central North Correctional Centre	896
Night School Classroom Delivered Courses (BLC)	661
Personal Support Worker (secondary school credit courses)	725
Correspondence and eLearning Courses	5,018
September to June	2,376
Summer (July to August)	2,642
Edu Travel	0
Summer School Classroom Delivered Courses	0
Barrie LC (in-class)	0
Credit Recovery (delivered at 11 secondary schools)	0
Total Secondary School Course Enrolments for Credit	7,491
Non-credit Course Enrolments	Course Enrolments
International Languages - Elementary	428
Literacy and Numeracy	525
September to June	525
Summer (July to August) - Grades 6, 7 and 8	0
English Second Language (ESL)	708
Literacy and Essential Skills (LES)	379
Total Non-credit Course Enrolments	2,040
Summer Learning Program (CODE funding) - Grades 3, 4 and 5	0
Total all Course Enrolments	9,531

Enrolment and Utilization

Simcoe Shores Secondary School (SSSS) provides flexible learning opportunities in 10 communities in Simcoe County. These include Alliston, North Barrie, South Barrie, Bradford, Collingwood, Essa, Innisfil, Midland, Orillia and Wasaga Beach. Each community has a variety of programming that includes face-to-face classes, eLearning, and co-operative education and outreach opportunities for students 16-21 years of age. SSSS partners with the Georgian Bay Native Friendship Centre in Midland to provide a learning space for our Indigenous community of learners. SSSS is an ideal environment for students who may have struggled in a larger school setting, benefit from smaller classes, program flexibility and a shorter school day. Students receive support transitioning into continued learning opportunities to:

- secondary school;
- Adult and Continuing Education Centres;
- workplace;
- apprenticeships; and,
- college and/or university.

The following chart represent communities served by SSSS with an overall enrolment of 428 students of which 273 students are 18-21 and engaged in Ontario Secondary School Diploma (OSSD) completion.

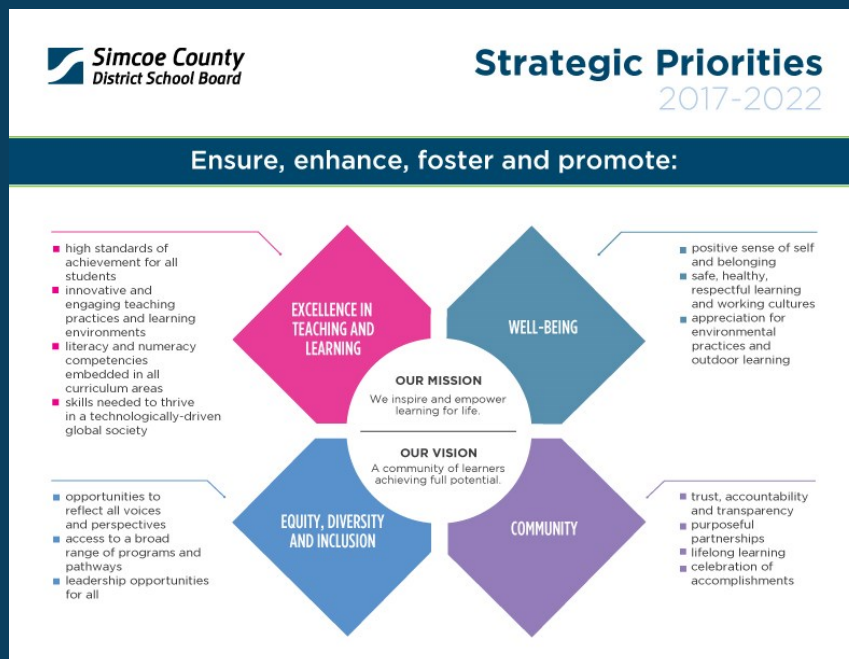
2020 SSSS Enrolment					
	Grade 9	Grade 10	Grade 11	Grade 12	Total
7th Fire Campus		2	7	13	22
Alliston Campus		0	5	38	43
Barrie North Campus		1	5	41	47
Barrie South Campus		1	11	62	74
Bradford Campus		1	5	22	28
Essa Campus		1	0	20	21
Innisfil Campus		2	5	30	37
Midland Campus		0	8	28	36
Orillia Campus		4	3	68	75
Simcoe Shores Office				1	1
Wasaga Beach Campus		4	8	32	44
Total	0	16	57	355	428



Section 3

Programming

Programming ensures that students at all academic levels can achieve their maximum potential. SCDSB has an enriched variety of programming opportunities. Within the elementary panel, the board has implemented a French Immersion program, outdoor inquiry and leadership education, early learning initiatives, experiential learning, environmental strategies, music, technological classes, and enhanced special education. Within the secondary panel, a concentrated effort has been placed on upgrading and enhancing programming to align with technological advancement and market trends. These programming and partnership initiatives align with the board's strategic priorities.



Early Years and Child Care Facilities and Services

The SCDSB continues to work in collaboration with the MOE Early Years and Child Care Division, The Simcoe Muskoka District Health Unit, County of Simcoe Children's Services and Licensed Child Care operators to support the operation of child care centres and Before and After School programs.

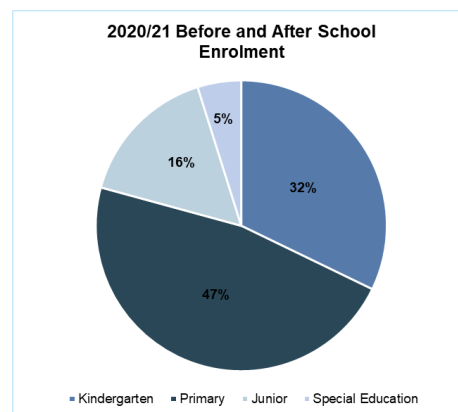
All child care programs in SCDSB are operated by non-profit, established community licensed child care operators. Child care programs located in schools are licensed by the MOE to ensure compliance with regulations under the *Child Care and Early Years Act, 2014* and other applicable acts governing the operation of licensed child care.

Child Care Centres:

Child care centres operate in exclusive use space within school facilities during the school day, under a lease agreement with the SCDSB. These high quality early learning programs provide care for children from birth to school entry and align with schools first priority. There are twenty child care centres located within SCDSB elementary schools and one within the secondary panel. These centres provide child care for infant, toddler and preschool age children. New Bradford North ps and Lake Simcoe PS have received funding for the construction of child care centres. These child care centres are currently in the design stage, and are anticipated to open in the 2022-2023 school year.

Before and After School Care:

Before and After school programs also operate in schools in shared spaces within school classrooms under a service contract with the SCDSB. These high quality programs provide care for children in Kindergarten to Grade 6 before and/or after regular school day hours and, in some locations, on Professional Activity days, winter break, March break and summer holidays. Before and after school programs are offered in 81 elementary schools. These programs continue to grow, servicing over 1,855 students. The adjacent chart represents the distribution of students receiving care at our before and after school programs.



EarlyON Child and Family Centres:

EarlyON Child and Family Centres offer free, drop-in programs for children up to six years old and their parents/guardians. EarlyOn Centres are places to engage and connect with others in the community and feel a sense of belonging. Children and parents/guardians will be welcomed by qualified early year's professionals who can provide support, advice, and helpful resources. EarlyOn Centres are where children and their parents/guardians can learn, play, laugh, be curious, make friends and engage with others. An EarlyOn Child and Family Centre is currently operated by Empower Simcoe at Sunnybrae PS.

Technological Education Renewal

The following chart represents program spaces throughout the secondary schools. Through technology renewal and construction, 83 percent of the specialty rooms in the system will be designed and equipped to better support the curriculum expectations, ensuring students are being taught in modern, up-to-date facilities.

To further support students, a five-year plan has been developed to address the programming needs. This plan is based upon the current renewal funding allocation of the MOE. The objective is to upgrade specific technology rooms annually which will help to standardize room design and leverage costing. Upgrades to programs will be carried out in conjunction with renewal needs and it is anticipated that the roll out of these upgrades will be a multi-year process.

The following programs are being recommended for review and upgrading as funding permits:

- science classroom inventory resulting in recommended upgrades multi-year rollout;
- family studies;
- drama;
- music; and,
- other technology rooms as required.

	Hair-styling & Aesthetics	Hospitality & Tourism	Transportation	Construction	Healthcare	Green Industries	Communications	Manufacturing	Technology Design	Computer Technology	Family Studies	Art	Drama	Music	Dance
Banting Memorial HS	REQUIRES UPDATE	☑	☑	REQUIRES UPDATE	NOT OFFERED	☑	☑	REQUIRES UPDATE	☑	☑	REQUIRES UPDATE	REQUIRES UPDATE	REQUIRES UPDATE	REQUIRES UPDATE	NOT OFFERED
Barrie North CI	☑	NOT OFFERED	UPDATE IN PROGRESS	REQUIRES UPDATE	NOT OFFERED	NOT OFFERED	☑	☑	☑	NOT OFFERED	☑	☑	REQUIRES UPDATE	UPDATE IN PROGRESS	NOT OFFERED
Bear Creek SS	☑	☑	☑	☑	NOT OFFERED	NOT OFFERED	☑	NOT OFFERED	☑	☑	☑	☑	☑	☑	☑
Bradford DHS	NOT OFFERED	☑	REQUIRES UPDATE	☑	NOT OFFERED	NOT OFFERED	REQUIRES UPDATE	NOT OFFERED	☑	☑	☑	☑	UPDATE IN PROGRESS	UPDATE IN PROGRESS	☑
Collingwood CI	☑	☑	☑	REQUIRES UPDATE	NOT OFFERED	NOT OFFERED	☑	☑	☑	☑	☑	REQUIRES UPDATE	☑	☑	NOT OFFERED
Eastview SS	NOT OFFERED	NOT OFFERED	☑	☑	☑	NOT OFFERED	☑	NOT OFFERED	☑	☑	☑	REQUIRES UPDATE	REQUIRES UPDATE	REQUIRES UPDATE	☑
Elmvale DHS	NOT OFFERED	NOT OFFERED	NOT OFFERED	☑	NOT OFFERED	NOT OFFERED	☑	NOT OFFERED	☑	NOT OFFERED	UPDATE IN PROGRESS	REQUIRES UPDATE	☑	☑	NOT OFFERED
Georgian Bay DSS	☑	☑	☑	☑	☑	NOT OFFERED	☑	NOT OFFERED	☑	NOT OFFERED	☑	☑	☑	☑	NOT OFFERED
Innisdale SS	NOT OFFERED	☑	☑	☑	NOT OFFERED	NOT OFFERED	☑	☑	REQUIRES UPDATE	REQUIRES UPDATE	REQUIRES UPDATE	☑	☑	REQUIRES UPDATE	☑
Maple Ridge SS	NOT OFFERED	NOT OFFERED	☑	☑	☑	NOT OFFERED	☑	NOT OFFERED	☑	☑	☑	☑	☑	☑	NOT OFFERED
Nantyr Shores SS	☑	☑	☑	☑	NOT OFFERED	NOT OFFERED	☑	NOT OFFERED	☑	☑	☑	☑	☑	☑	☑
Nottawasaga Pines SS	☑	☑	☑	☑	NOT OFFERED	NOT OFFERED	☑	☑	☑	NOT OFFERED	☑	☑	REQUIRES UPDATE	☑	☑
Orillia SS	NOT OFFERED	NOT OFFERED	☑	☑	☑	NOT OFFERED	☑	☑	☑	☑	☑	☑	☑	☑	☑
Stayner CI	NOT OFFERED	NOT OFFERED	NOT OFFERED	☑	NOT OFFERED	☑	NOT OFFERED	NOT OFFERED	☑	NOT OFFERED	☑	REQUIRES UPDATE	REQUIRES UPDATE	UPDATE IN PROGRESS	NOT OFFERED
Twin Lakes SS	☑	☑	UPDATE IN PROGRESS	UPDATE IN PROGRESS	NOT OFFERED	NOT OFFERED	REQUIRES UPDATE	NOT OFFERED	☑	NOT OFFERED	☑	☑	REQUIRES UPDATE	REQUIRES UPDATE	NOT OFFERED

French Immersion/Extended French

To meet the needs and preferences of students and families in Simcoe County, French Immersion was introduced in 2013. Uptake in the program has been significant, putting pressure on school utilization and English track programming. Over the past four years, programming locations, dividing primary and junior/intermediate cohorts, establishing a single track program, and reallocating feeder schools, have been strategies used to help balance the demand of accommodating the program.

French Immersion is now located within nine geographic areas providing French programming opportunities throughout the county. The Extended French program will continue to be offered in the secondary panel and will be phased out as French Immersion continues to be phased in.

Within the elementary panel, French Immersion programming is being offered to approximately 3,033 pupils, about eight percent of the overall population. Attrition rates between grade cohorts have been minimal, ensuring strong programming throughout each elementary grade. The Extended French program is being offered to approximately 826 secondary pupils, about one percent of the overall population.

These tables represent the schools that will offer a French program in 2021-2022.

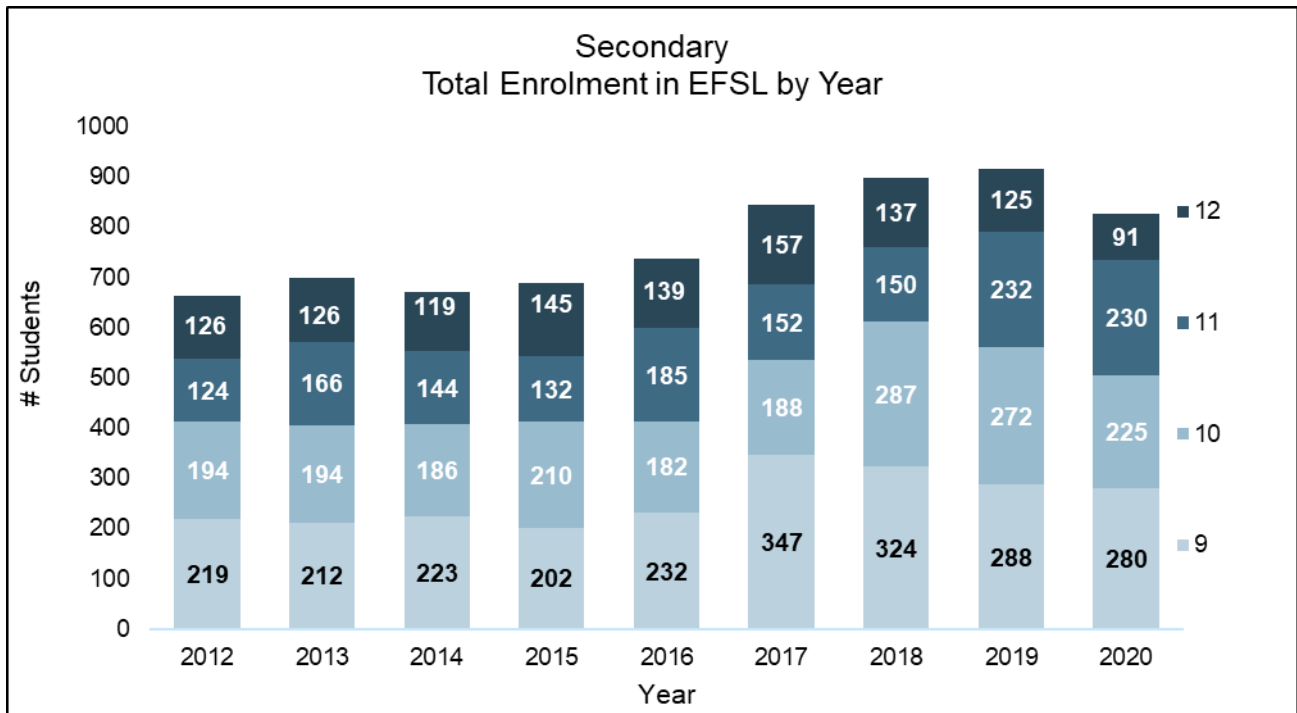
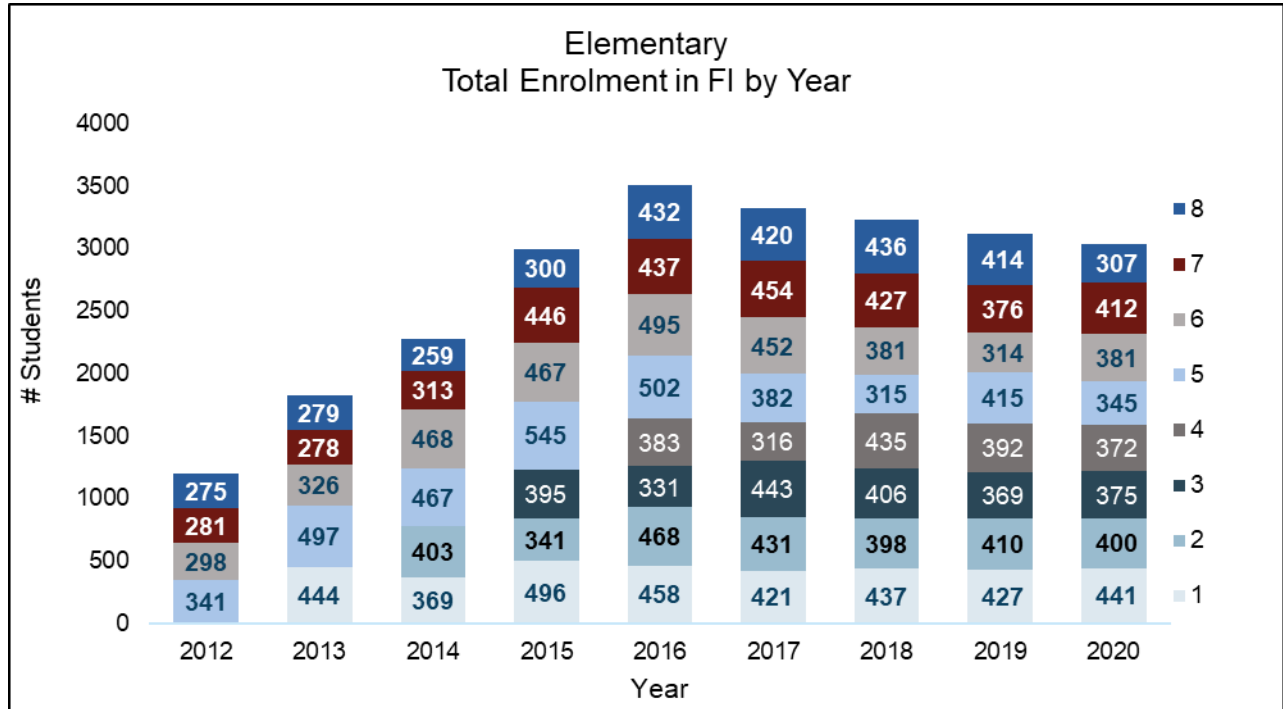
Elementary French Immersion Programming				
Community	School	Division	School	Division
Barrie	Ferndale Woods ES	Primary	Ardagh Bluffs PS	Junior/Intermediate
Barrie	Oakley Park PS	Dual Track		
Barrie	Hillcrest PS	Primary	Portage View PS	Junior/Intermediate
Barrie	Warnica PS	Single Track		
Bradford West Gwillimbury	W.H. Day ES	Dual Track		
Collingwood	Cameron Street PS	Primary	Admiral Collingwood ES	Junior/Intermediate
Innisfil	Goodfellow PS	Dual Track		
Midland	Mundy's Bay PS	Primary	Huron Park PS	Junior/Intermediate
New Tecumseth	Ernest Cumberland ES	Primary	Alliston Union PS	Junior/Intermediate
Orillia	Harriett Todd PS	Primary	Regent Park PS	Junior/Intermediate
Springwater	Forest Hill ES	Dual Track		
Wasaga Beach	Worsley ES	Dual Track		

As French Immersion continues through the grades, secondary implementation will need to be analyzed to maximize program delivery. The 2020-2021 Capital Plan will identify the secondary French Immersion strategies.

Secondary French Immersion Programming	
Banting Memorial HS	Barrie North SS
Collingwood CI	Georgian Bay DSS
Innisdale SS	Nantyr Shores SS
Twin Lakes SS	

French Immersion/Extended French

The following charts represent enrolment within the French programs over the past five years.



Indigenous Programming

Through the Indigenous Education Department and the First Nations Education Advisory Committee, the SCDSB provides direct support to the approximately 2,200 students in both elementary and secondary schools, who have voluntarily self-identified as being First Nation, Métis or Inuit.



Linking directly to the four SCDSB Strategic Priorities; Excellence in Teaching and Learning, Well-being, Equity, Diversity and Inclusion, and Community, the Indigenous Education Department currently has three operational goals:



1. Increased student achievement and well-being for self-identified Indigenous students.
2. SCDSB promotes and ensures Indigenous knowledge and perspectives.
3. Continue to foster and enhance positive relationships with all Indigenous partners.

The Indigenous Department, comprised of a dedicated Lead Principal as well as teaching and non-teaching staff, provide support to all schools to help achieve these goals.

SCDSB continues to offer alternative, culturally based programs and Ojibwe language instruction. This year the board provided the following resources and programs:

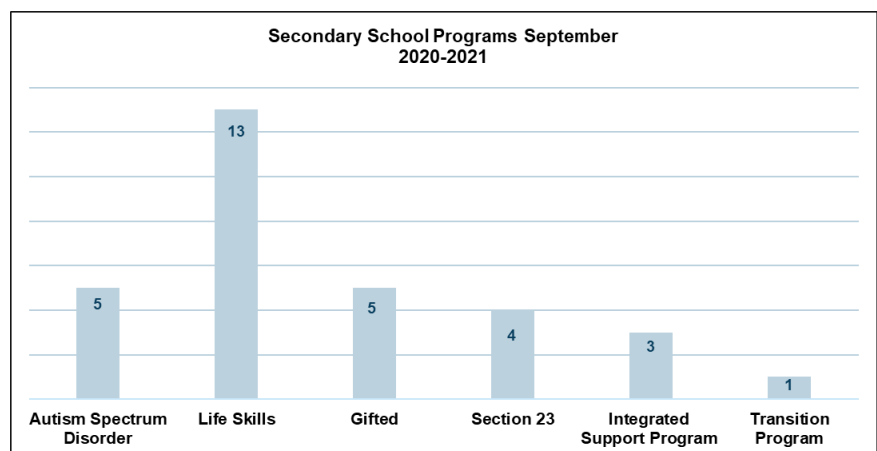
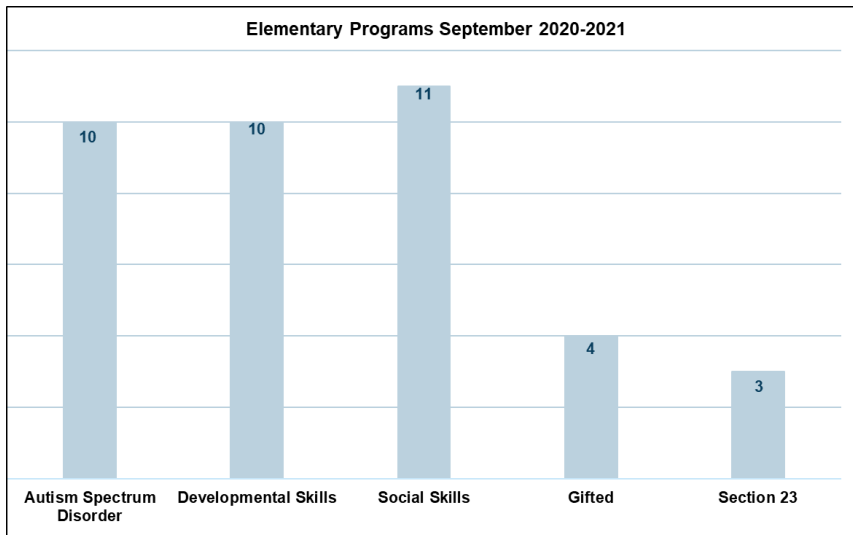
- professional learning and resources on the revised elementary Social Studies curriculum with a focus on reconciliation;
- professional learning and resources to support the revised First Nation, Métis and Inuit Secondary curriculum;
- monthly Indigenous Education newsletter for staff learning and sharing;
- ongoing cultural awareness training for teachers, including New Teacher Induction Program teachers; and,
- a pilot project on reconciliation education for secondary teachers.



These initiatives, along with continued community engagement, are important aspects of the board's on-going efforts to support student achievement and well-being.

Special Education

The SCDSB's Special Education Plan focuses on inclusionary education practices to ensure that student needs are recognized and met through curriculum, teaching strategies, differentiated instruction, and learning environments that maximize opportunities and outcomes for all students. Student needs are addressed through programs designed to focus on individualized learning goals. To accomplish this, a range of supports and services are offered in students' home schools. For a small number of students with Special Education Needs (SENs), consistent with parental choice, the school and area teams may determine a special education class placement that provides opportunities for more intensive support and individualized instruction. This placement may include the learning centre in the student's home school or in a more specialized class located throughout the board. Elementary special education classes are specifically designed to support different instructional needs: Autism Spectrum Disorder (ASD), Developmental Skills (DS), Gifted Program, Social Skills (SS), and Section 23. Within the secondary panel, congregated classes and/or programs have been developed to support differentiated instruction: ASD, Gifted Congregated Clustered Program, Life Skills (LS), Bayview Transition Centre, as well as, the Integrated Transition Support Program.



Special Education

The SCDSB provides supports and services to approximately 11,000 students, 87 percent in a regular class placement, through an Individual Education Plan (IEP), to ensure students' educational and well-being needs are being met.

Special education programs and placement needs are regularly evaluated to align students' needs with program delivery. When relocating and/or consolidating programs, the following factors are taken into consideration:

- the number of students currently in the respective programs;
- the projected incoming number of students currently enrolled in elementary schools feeding into the programs;
- facility availability and program requirements;
- staff qualifications;
- the home school location(s) of the students currently in the programs;
- distance travelled for students currently registered in the programs;
- the length of time the programs have been at their current locations;
- ensuring the receiving school has the staffing to accommodate the new program; and,
- ensuring the receiving school has the facility requirements to accommodate the new program (i.e. appropriate available specialized classroom space to accommodate programming and student needs).



Environmental Education

Environmental Education:

The following policy initiatives are undertaken to support environmental education, teach environmental literacy, and enhance the development of more environmentally responsible practices.

Ontario EcoSchools:

The program has moved to a national platform known as EcoSchools Canada, and is coordinated by the Foundation of Environmental Education. While the program still certifies schools through an annual certification process that recognizes environmental accomplishments, it is now a customizable program recognizing environmental issues are different at each school and in each community. Staff and students collaborate to design a school environmental action plan and select actions that contribute to that individual school's journey.



Due to job action and Covid-19, the 2019-2020 school year experienced many disruptions, most notably the school closure from March to June. Many schools were disappointed that they did not have the opportunity to certify and carry out an important tradition in their school community. EcoSchools Canada opted to recognize all registered schools with a special edition seal to honour each school's commitment to the environment. Fifty-seven schools were awarded with a special edition seal for the 2019-2020 school year.

Green Teams:

Green teams are important to the success of environmental programs and campaigns. They also play an important role in carrying out daily operations at schools, specifically recycling and organics diversion. All SCDSB sites, including the Education Centre are required to have a green team under Policy 2325 – Environment Policy.

Environmental Investment Plan:

The Environmental Investment Program (EIP) has been established to allow schools to make significant contributions to their school's environmental footprint by encouraging them to implement environmental initiatives such as energy conservation, minimizing waste, school ground greening projects or other environmental stewardship programs that promote awareness. The EIP provides funding (maximum \$500) for projects that schools would like to implement to improve the environment. To qualify for funding, the projects must demonstrate the ability to embed environmental awareness, or stewardship into the school culture and engage the whole school community. Events/initiatives should consist of a series of events, or campaigns, or lessons (i.e. not a one time event) and should engage students in the process of designing, implementing, planning, and data collection.

Environmental Education

Active Transportation:

The SCDSB has partnered with the Simcoe Muskoka District Health Unit and local municipalities on the Simcoe Muskoka Active School Travel Plan, funded by the MOE and administered through Green Communities Canada through the Ontario Active School Travel Fund. The project is referred to as “On the Move” and is meant to increase the number of students that use human powered methods of travel to get to and from school including walking, cycling and scootering. A number of schools are participating in the project which seeks to increase awareness of the benefits of active travel, remove barriers to active travel, improve safety and improve the overall experience of using active methods to travel to and from school. These initiatives ultimately support the overall design of schools to be pedestrian oriented with less emphasis on the automobile.



Source: Town of Collingwood Active Transportation, 2017



Section 4

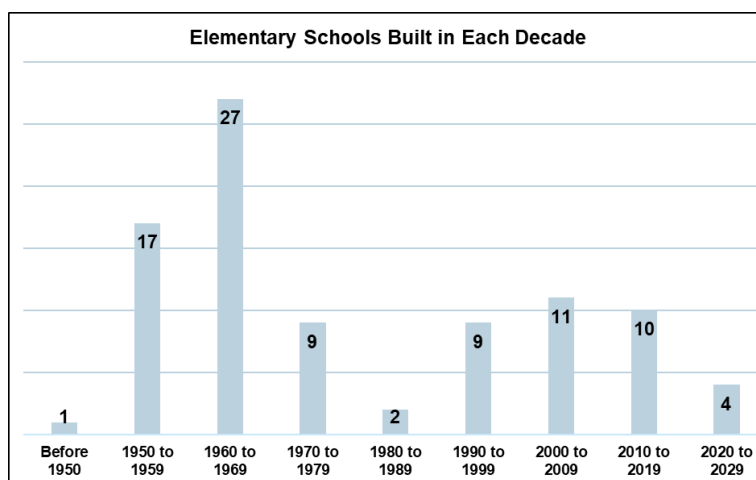
Facilities

With an inventory of over six million square feet, accommodating over 53,000 students, facilities must operate efficiently and consistently to ensure schools are open and available for student learning.

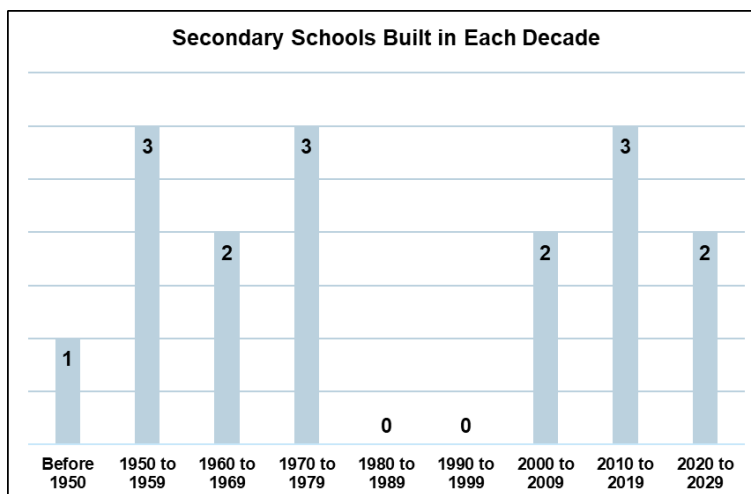
New SCDSB facilities feature the highest standards of the built environment achievable within the public system. Bright, comfortable and safe spaces provide optimum learning environments. To achieve this, emphasis is placed on building operation systems, spatial design, component upgrades and maintenance, renovations, additions, and new schools.

Building Information

Facility condition and program space have a direct correlation to the age of buildings. Throughout each decade of construction, buildings have a tendency to reflect different architectural eras and philosophies. Schools built in the 1960's were designed as small schools with large classrooms, bright windows, and minimal ancillary spaces such as gyms and libraries. In the 1970's, schools were designed to have open concept teaching, gathering areas, and an overall openness to them. Windows were minimized to mitigate learning distractions, as well as to improve energy efficiency. Volume of construction also had an influence on the quality of buildings being constructed, with the 1950's and 1960's being fast growing construction years to keep up to the needs of baby boomers. As depicted in the charts below, the majority of SCDSB building stock was constructed in the 1950's and 1960's. Renewal and program retrofit needs are particularly high, based upon half of the elementary facilities being fifty years or older.



The majority of SCDSB portables are between 30 to 40 years of age. Significant renewal needs are required to maintain this fleet. A portable renewal plan has been created with the expectation to refurbish older portables and purchase new ones as student enrolment continues to grow. A regimented maintenance plan for the remainder of the portables is required over the next five years. This renewal plan is to ensure portables are safe learning spaces that meet the needs of educators and students.



Building Information

In addition to condition of buildings, septic and well systems servicing the rural schools face renewal concerns, as well as limiting the enrolment permitted at each site. The board has begun metering flows to determine current levels of use. A conservation strategy has also been put in place to replace plumbing fixtures with low flush toilets and sensor taps to help reduce flows.

The following chart includes schools serviced by rural systems which require monitoring to ensure enrolment populations do not exceed available servicing.

Schools with rural servicing to be monitored				
Private Serviced Schools	Well Water	Septic System	Municipal Water	Municipal Sewer
Adjala Central PS	X	X		
Baxter Central PS		X	X	
Cookstown Central PS	X			X
East Oro PS	X	X		
Forest Hill PS		X	X	
Guthrie PS	X	X		
Hillsdale ES		X	X	
Hon. Earl Rowe PS	X	X		
Innisfil Central PS	X	X		
Killarney Beach PS	X			X
Marchmont PS	X	X		
Minesing Central PS		X	X	
Moonstone ES		X	X	
New Lowell Central PS		X	X	
Nottawa ES		X	X	
Rama Central PS	X	X		
Shanty Bay PS		X	X	
Sir William Osler PS*	X	X		
Sunnybrae PS		X	X	
Tecumseth South Central PS	X	X		
Tosorontio Central PS*	X	X		
Uptergrove PS	X	X		
Warminster ES		X	X	
W.R. Best Memorial PS	X	X		
Wyevale Central PS*		X	X	

*Staff will explore all opportunities to connect to current or future municipal servicing where possible, specifically, there may be opportunities to connect Sir William Osler PS, Tosorontio Central PS, and Wyevale Central PS to municipal sewers.

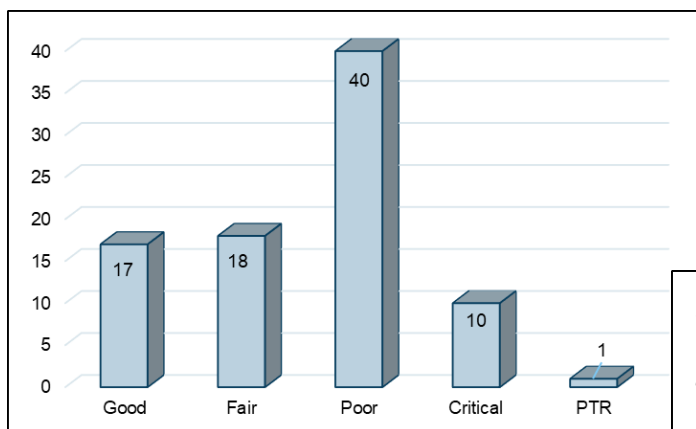
Renewal

The overall age of the SCDSB building inventory is directly reflected in the large overall renewal needs of the system's facilities. In the past several years, the board has been allocated approximately \$20 million to replace building components. The allocation provided is only able to rectify less than 16 percent of the overall renewal needs. Over the long-term, the board's five-year Facility Renewal Needs (FCI) are \$200 million dollars. The following charts represent the elementary and secondary five-year renewal needs. Within standardized building condition reporting, there are five ratings placed upon a building to determine the overall life expectancy. The ratings range from good to Prohibitive To Repair (PTR), with PTR depicting the cost of replacing qualifying components greater than 65 percent of the overall building. The SCDSB specifically concentrates on buildings with critical to PTR ratings and strives to determine how to best address the aging components of the building.

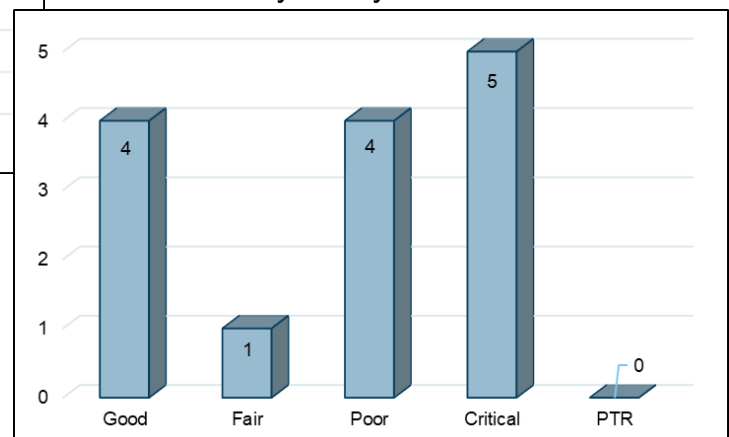
Currently, there is one elementary school, Shanty Bay PS, with a PTR repair rating. There are 10 elementary schools and five secondary schools which have reached a critical to repair rating, including: Allandale Heights PS, Couchiching Heights PS, Goodfellow PS, Innisfil Central PS, Moonstone ES, Oakley Park PS, Orchard Park PS, Steele Street PS, Tecumseth South Central PS, Warminster ES, Banting Memorial HS, Collingwood CI, Eastview SS, Innisdale SS, and Stayner CI.

A significant number of SCDSB buildings fall within the poor rating, which ranges from 10 percent to 30 percent of the building components needing to be fixed or replaced. Every year, renewal dollars are strategically allocated to prevent system failure or safety concerns. As the board continues to align enrolment with school accommodation, facility condition becomes an increasingly important part of the overall accommodation strategy.

Elementary Five-year Renewal Needs



Secondary Five-year Renewal Needs



Renewal

Renewal Strategy:

The board has been investing significant capital into renewing buildings based upon the MOE assessment reports and renewal priorities as verified by Facility Services staff. Over the past 10 years, renewal dollars have been allocated to critical components such as; boilers, roofing, windows, doors, lighting, building automation systems, etc. These components were able to be replaced/repared easily given their location in schools and the ability to complete the work within the summer months.

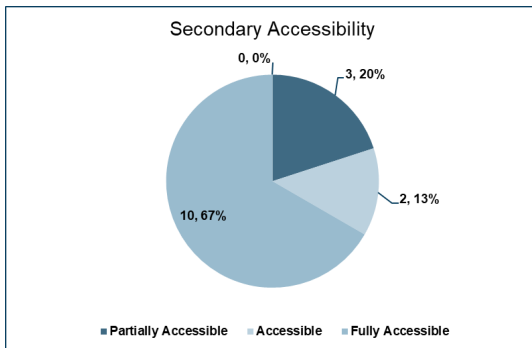
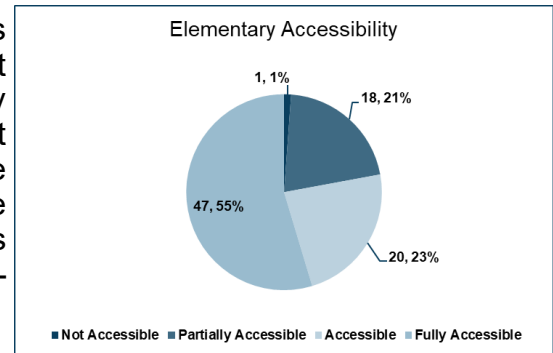
As many of the above noted components have been addressed, the 15 schools with high FCI values, falling within the critical or PTR, include a significant number of building systems/components such as building envelope, HVAC systems, domestic water distribution systems, heating water distribution and radiation systems, power distribution and electrical branch wiring systems. These components have not been addressed in the past largely due to their physical location within the building and the intrusive and extensive nature of the required replacement of these systems/components. Given that these components have reached or exceeded their theoretical life expectancy, if any one of them were to fail, the disruption of normal school operation will result with a potential school closure. Given this situation, a renewal strategy has been created and will be presented through the budgeting process. The renewal strategy will provide insight on how the board will proceed with capital priority projects.

School Accessibility

The *Accessibility For Ontarians With Disabilities Act (AODA)* provides direction to improve accessibility across the province. The Ontario Building Code dictates how buildings are to meet the accessibility requirements.

The board has developed a simplified rating system in order to evaluate the accessibility of any given school. This evaluation assists board staff in determining, at a high level, what capital needs are required throughout the board to create a fully accessible environment. The rating system looks at five main items: exterior site access, travel within the school, barrier-free group washrooms, barrier-free single washrooms, and the provision of a universal washroom.

Within the elementary panel, 55 percent of the schools achieve all five requirements, while another 20 percent need some capital improvements to meet accessibility standards. There are 18 (21 percent) of the schools that need significant accessibility improvements, while one school (one percent) that meets few, if any of the accessibility components. School information is contained in Section 5 - Elementary Planning Data - Accessibility.

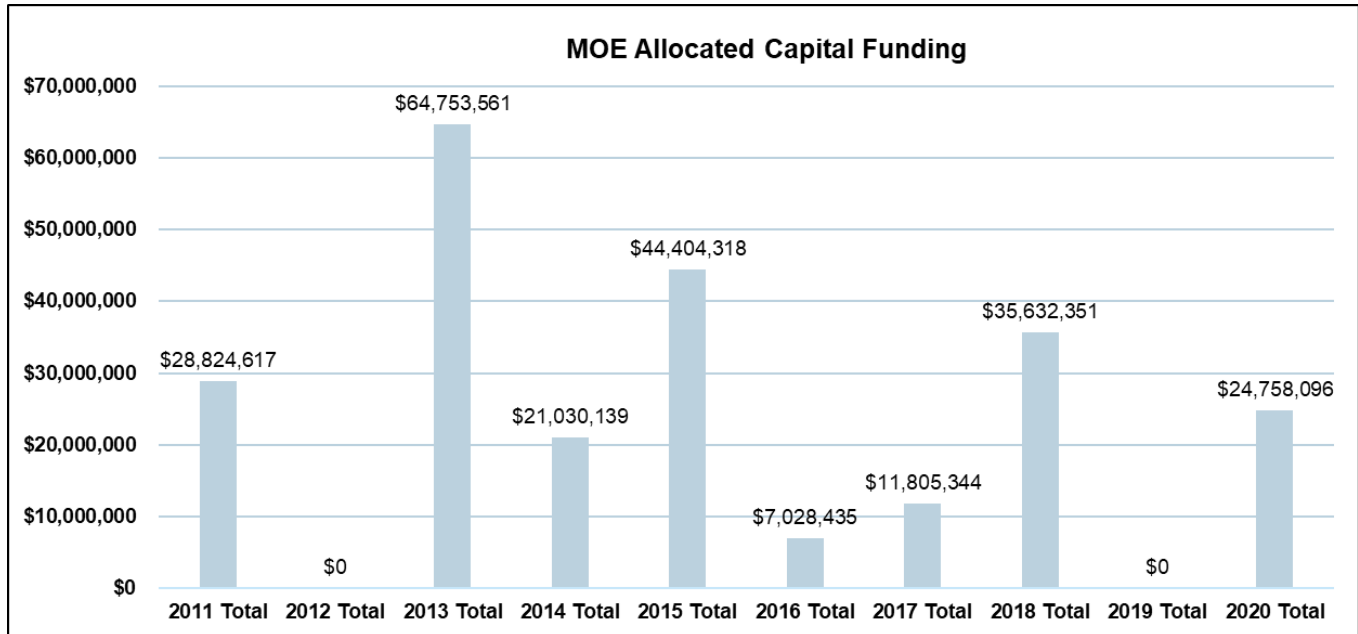


Within the secondary panel, 67 percent of the schools achieve all five requirements while 13 percent need some capital improvements to meet accessibility standards. There are three (20) of the schools that need significant accessibility improvements. School information is contained in Section 6 - Secondary Planning Data - Accessibility. This summary currently excludes leased premises.

Funding for removing barriers and creating a fully accessible built environment has been provided through the board's annual renewal funding allocation. All major capital projects address every aspect possible of the accessibility requirements, including anticipating future updates to the Ontario Building Code. It is estimated that the SCDSB will only achieve 86 percent compliance by 2025 with the current level of capital improvements the board is allotted. It is hoped that the MOE recognizes the capital needs associated with fulfilling this mandate. Compliance will be monitored and if staff is not able to make significant progress with the current funding model, a capital priority will be submitted to rectify the schools where compliance requires a substantial capital cost.

Capital

Since 2007, the SCDSB has developed a comprehensive capital plan which has focused on pressure points within the system, specifically facility condition, program delivery, and enrolment/utilization. The primary objective of the capital plan is to match enrolment with the location of educational facilities, and ensure that facilities are aligned with up-to-date teaching practices. Since 2011, the board has secured \$213 million in capital funding. The following chart represents the capital funding received since 2011.



Within Section 1 of the 2021-2022 Capital Plan, the board identifies, approximately \$208 million in funding needed for capital improvement from the MOE including capital for additions, new schools, consolidation, and replacement over the three-year planning horizon.

Environmental Sustainability

Energy Intensity Targets:

A standards document outlining the energy performance criteria for lighting, mechanical and Building Automation Systems (BAS) was developed as part of the Energy Efficient Schools program. These standards have been adapted for retrofit projects and new construction projects. The energy intensity targets are based on the actual performance data from the top performing existing SCDSB schools. These targets were developed to be aligned with the targets set out in the American Society of Heating Refrigeration and Air-conditioning Engineers' (ASHRAE) Advanced Design Guide for K-12 schools, which aim to achieve a 50 percent energy use reduction, compared with ASHRAE 90.1 2004. Below are the energy intensity targets for SCDSB:

	New Schools		Existing Schools	
	Elementary	Secondary	Elementary	Secondary
Electricity (kW/sf)	4.5	5.5	5.5	6.5
Average Monthly Billing Demand (W/sf)	1.5	1.6	1.5	1.6
Natural Gas (ekWh/sf)	5.5	6.5	6.5	7.5
Total (ekWh/sf)	10	12	12	14

Energy Consumption Reporting and Energy Conservation and Demand Management Plan(s):

The Ministry of Energy Development and Mines requires all public sector bodies to report annual energy consumption and greenhouse gas emissions. In addition, public sector bodies are required to create and update five-year Energy Conservation and Demand Management (ECDM) plans.

The SCDSB's 2019 energy management strategy is built upon the methodology and proven success developed through the Energy Efficient Schools Funding (EESF) project that took place in 2011 and again in 2014. The ECDM plan lays out the approach and framework for continuing systematic implementation of energy efficiency measures. The comprehensive approach of lighting, mechanical and BAS upgrades focuses on high-savings potential schools. The ECDM follows the principles of performance-based conservation, relying on benchmarking large data sets of comparable buildings to determine energy targets and identifying where the savings are to be found. Energy audits and system testing establishes the specific system improvements in individual buildings. The necessary work is implemented through a well-integrated project management and procurement process. This is followed by intensive monitoring and verification to ensure that systems are operating as intended to achieve the savings and receive the utility company incentives.

The federal government announced funding for Ontario school board energy conservation project in summer 2019 but has not yet been released. The preparatory work positions SCDSB to get the 2019 ECDM plan implementation underway with the release of the announced funding.

Environmental Sustainability

Energy Consumption Reporting and Energy Conservation and Demand Management Plan(s) - Continued:

The 2019 ECDM sets out the following energy intensity reduction conservation goals for the next five fiscal years in 33 facilities and prioritizes schools with high energy savings potential. Due to staggered project implementation, the full projected savings will be realized after the fifth year.

The scope of work at each of the 33 highest-savings potential schools will include energy efficiency retrofits and control improvements including;

- audits, testing (electrical and HVAC), design of measures;
- ventilation system upgrades (including CO₂ sensors, variable frequency drives, BAS reprogramming, and sheet metal work);
- lighting retrofits to LED (including portables);
- portables HVAC controls and reprogramming; and,
- commissioning, monitoring and performance verification.

Optimizing Air Quality in Schools

On August 25, 2020, the MOE announced \$1,078,000 in funding for the SCDSB, as set out in Memorandum 2020:B12 Optimizing Air Quality in Schools, to support healthy and safe learning environments for students and staff in response to COVID-19.

The board's strategy includes the following measures to optimize ventilation and filtration system performance to help reduce transmission risk, improve HVAC equipment functionality and enhance indoor air quality:

- Upgrade filtration in all air handling units and terminal devices (schools and portables) to the highest possible MERV rating that the equipment can accommodate. The filter replacement frequency has been optimized for maximum filter efficiency according to manufacturers' recommendations.
- Perform a comprehensive system wide recommissioning of all existing HVAC equipment (cleaning, servicing, inspection, testing and verification of proper operation of all components, including replacement as required) to optimize air circulation.
- Conduct inspection, testing and analysis of air flows and static pressures of air handling systems to verify intended operation; rebalance airflows and adjust controls accordingly to optimize ventilation system performance.
- Modify BAS programming to increase outside air damper position settings and reduce CO₂ high limits from 1200 ppm to 800 ppm to provide additional outside air during occupied periods, and increase equipment run times to provide additional air exchanges and dilution.

Environmental Sustainability

Waste Management:

The SCDSB currently participates in regular waste (e.g. garbage, recycling, organics) collection through various service contracts and partnerships. Consistent waste practices, including education and outreach, are necessary for reduction and proper diversion. Provincial legislation, Policy 2325 – Environmental Policy, and contractual partnership agreements require all SCDSB sites to participate in any and all available waste diversion programs.

Currently, all County of Simcoe and City of Orillia schools have access to organics diversion programs with collection services from respective regional/municipal partners. With the announcement of the Ontario Food and Organic Waste Framework in 2017, SCDSB introduced an organics diversion collection pilot program at four Barrie schools with a private collector. Building on it's success, an additional four schools were added in 2018 and will continue to include additional Barrie schools each year. Organics diversion programs will be required at all SCDSB sites by 2023. With no partnership for this collection, SCDSB is responsible for 100 percent of the cost of organics diversion in Barrie.



Section 5

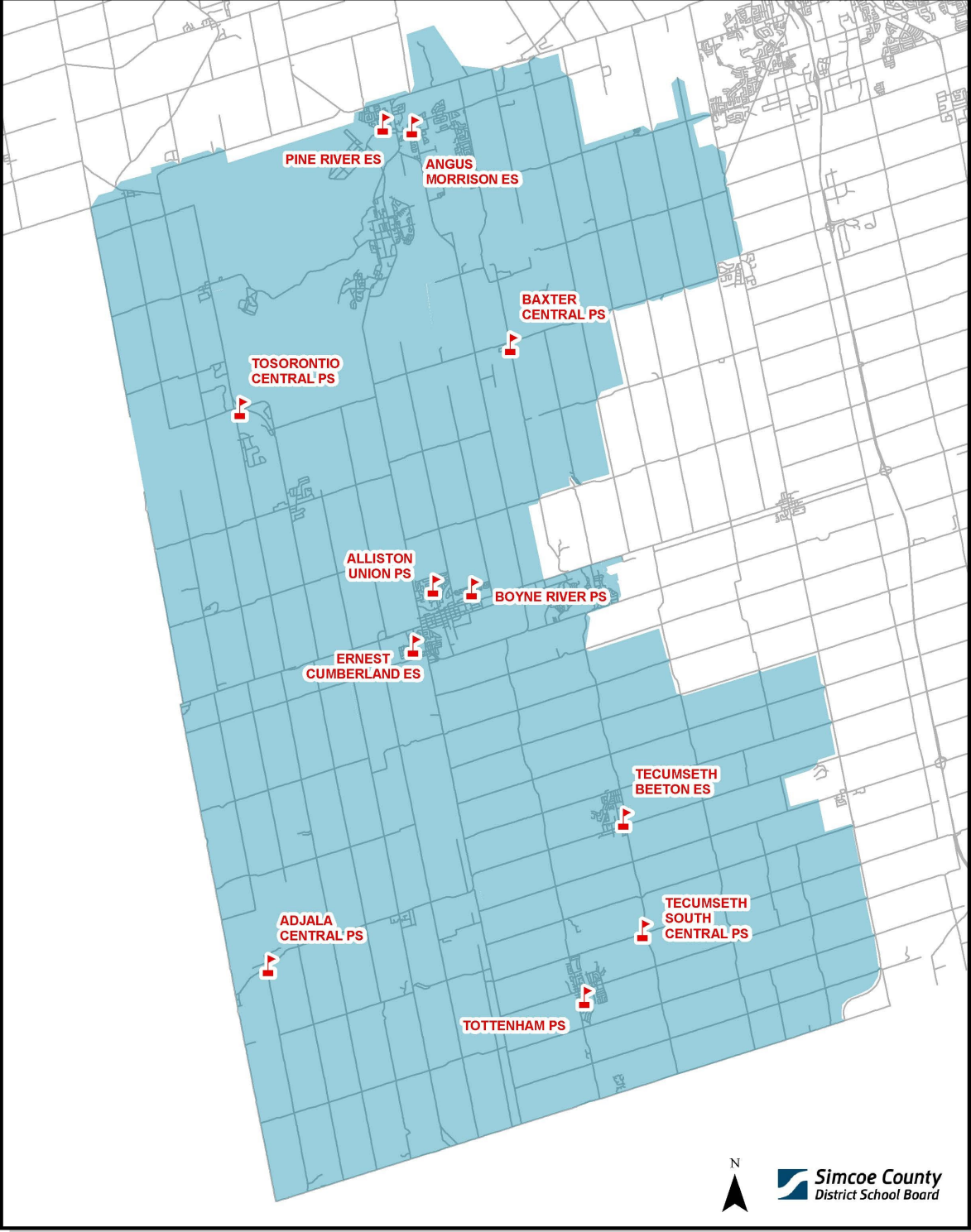
Elementary Planning Data

The following elementary data provided supports the strategies and recommendations outlined within the 2021-2022 Capital Plan.

Section 5 – Elementary Planning Data

Maps:

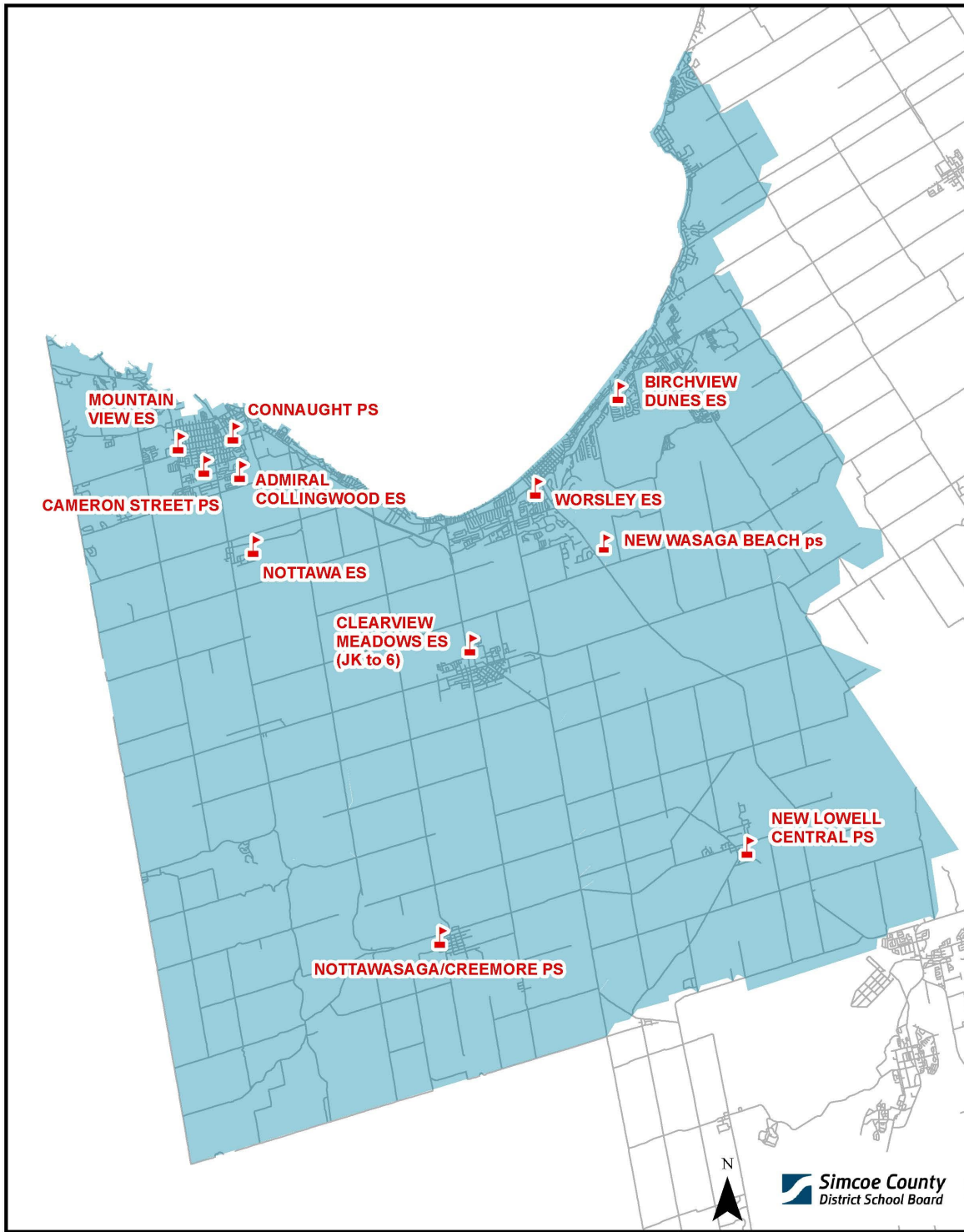
Southwest Elementary Planning Review Area



Section 5 – Elementary Planning Data

Maps:

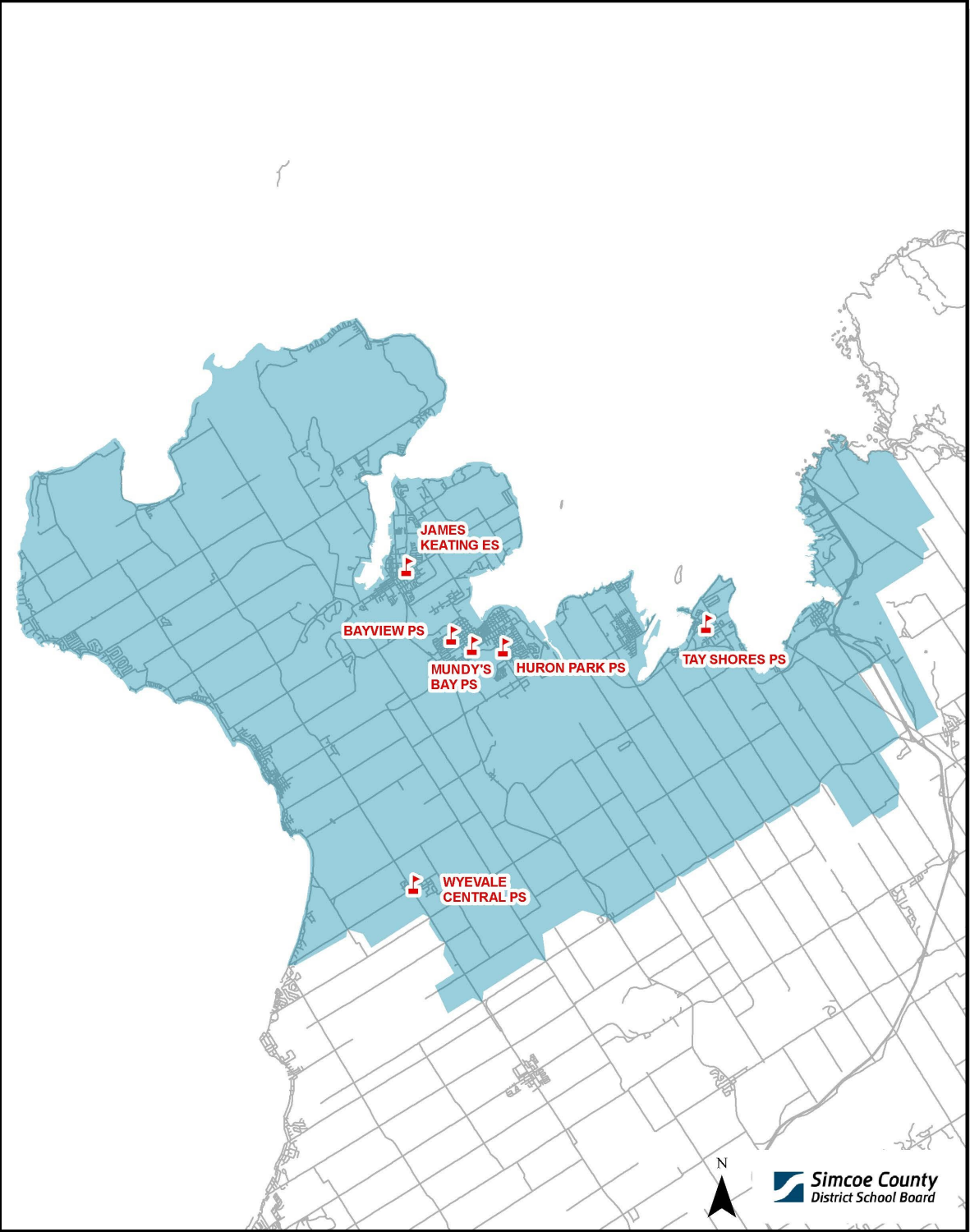
Northwest Elementary Planning Review Area



Section 5 – Elementary Planning Data

Maps:

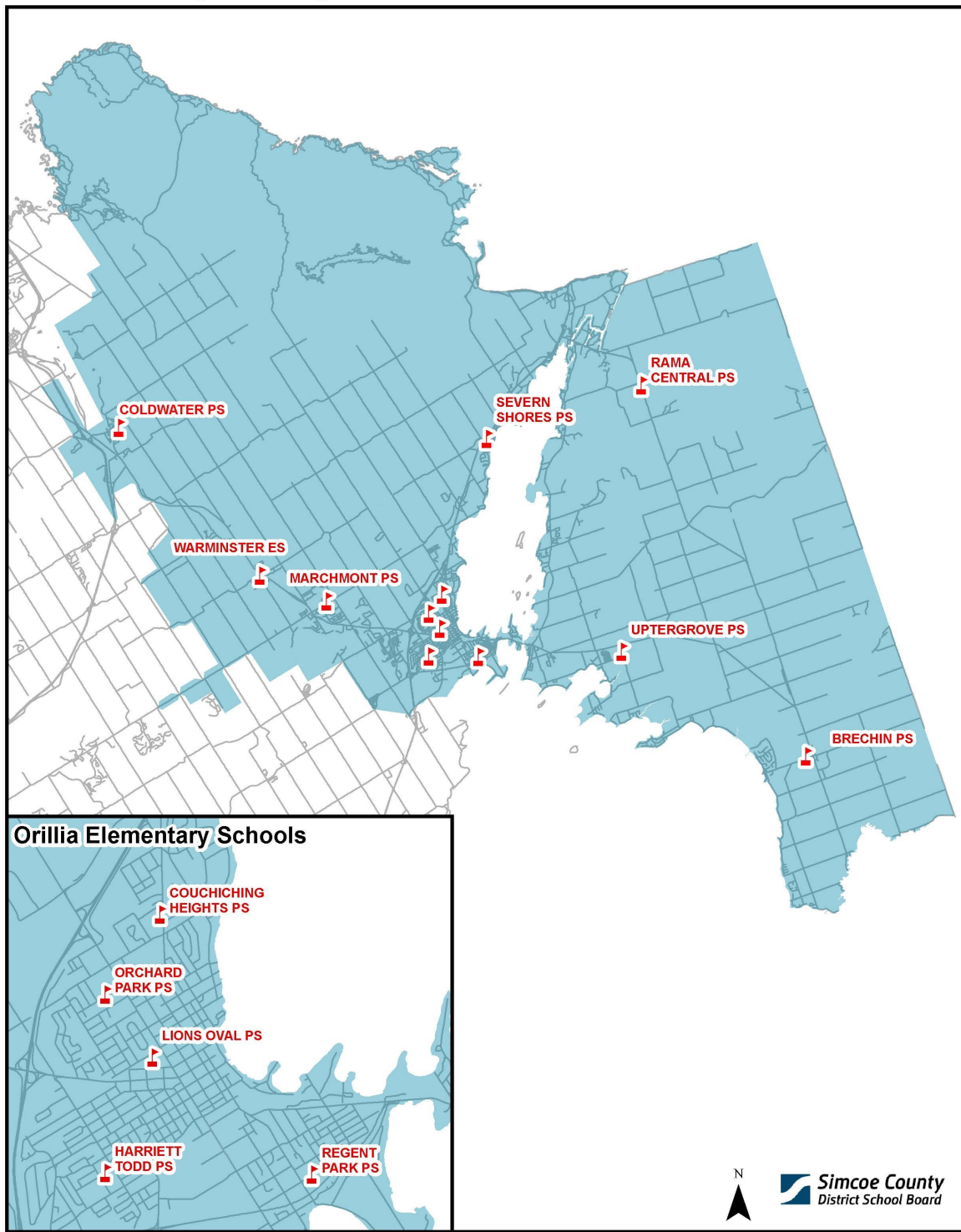
North Elementary Planning Review Area



Section 5 – Elementary Planning Data

Maps:

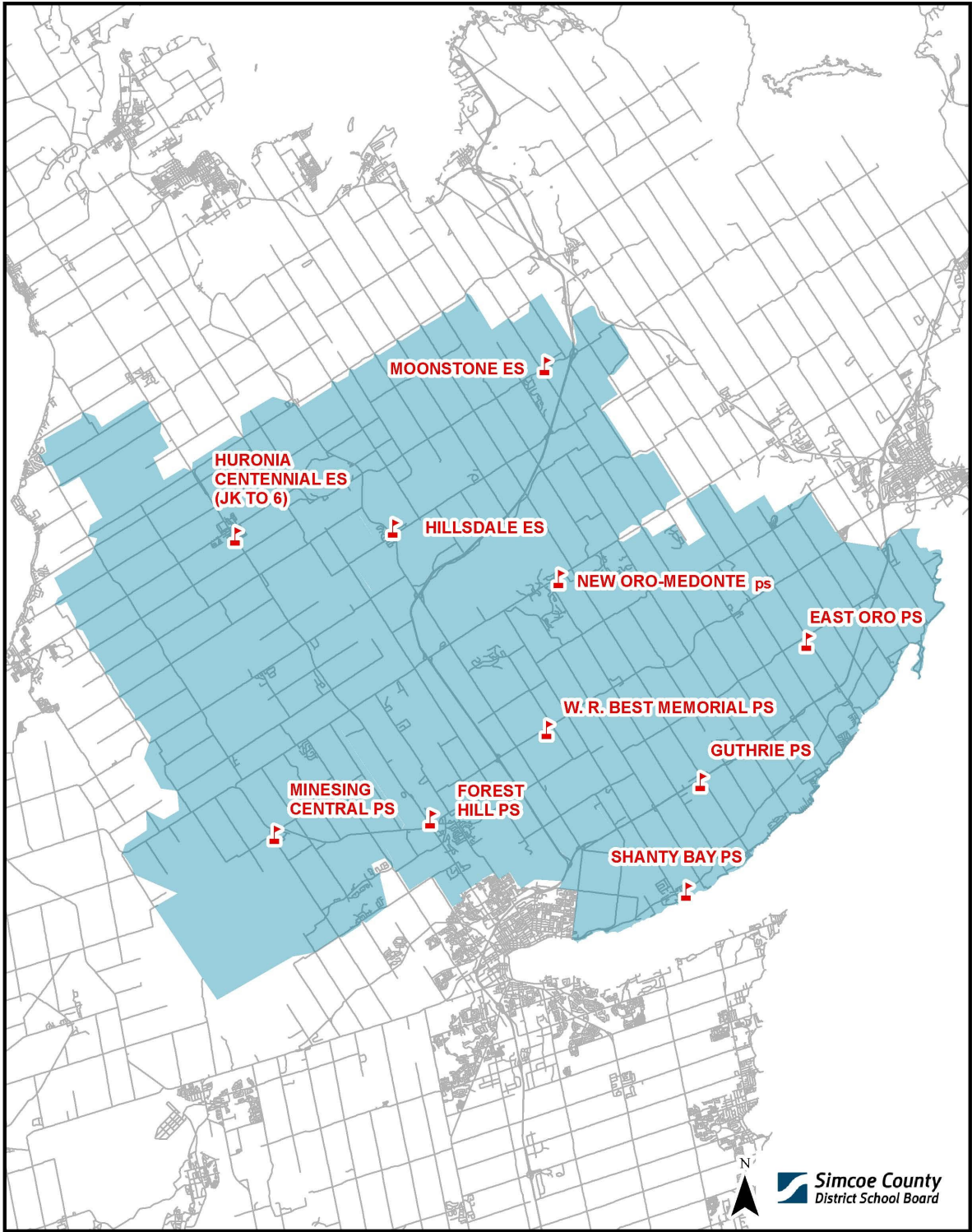
East Elementary Planning Review Area



Section 5 – Elementary Planning Data

Maps:

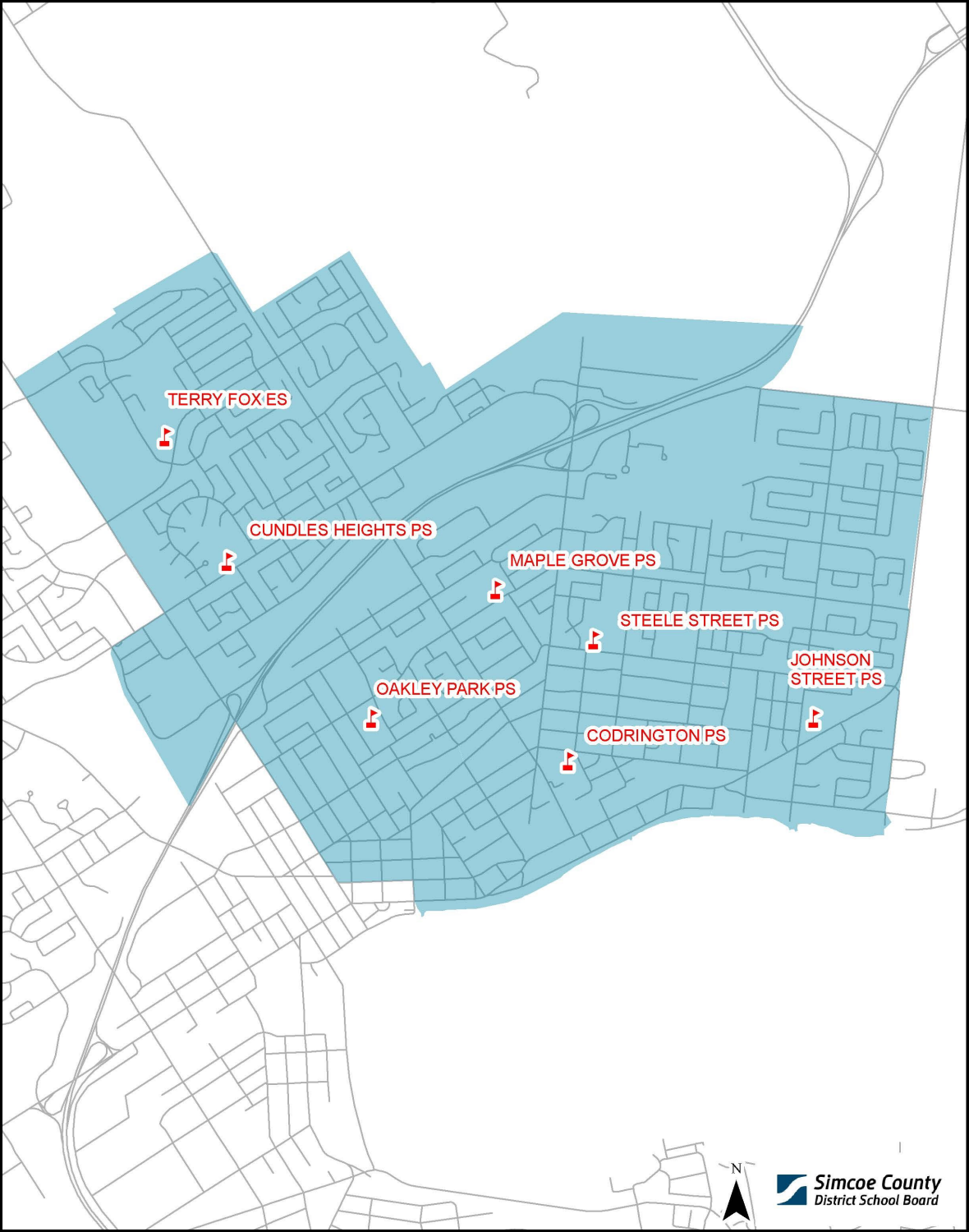
Central Elementary Planning Review Area



Section 5 – Elementary Planning Data

Maps:

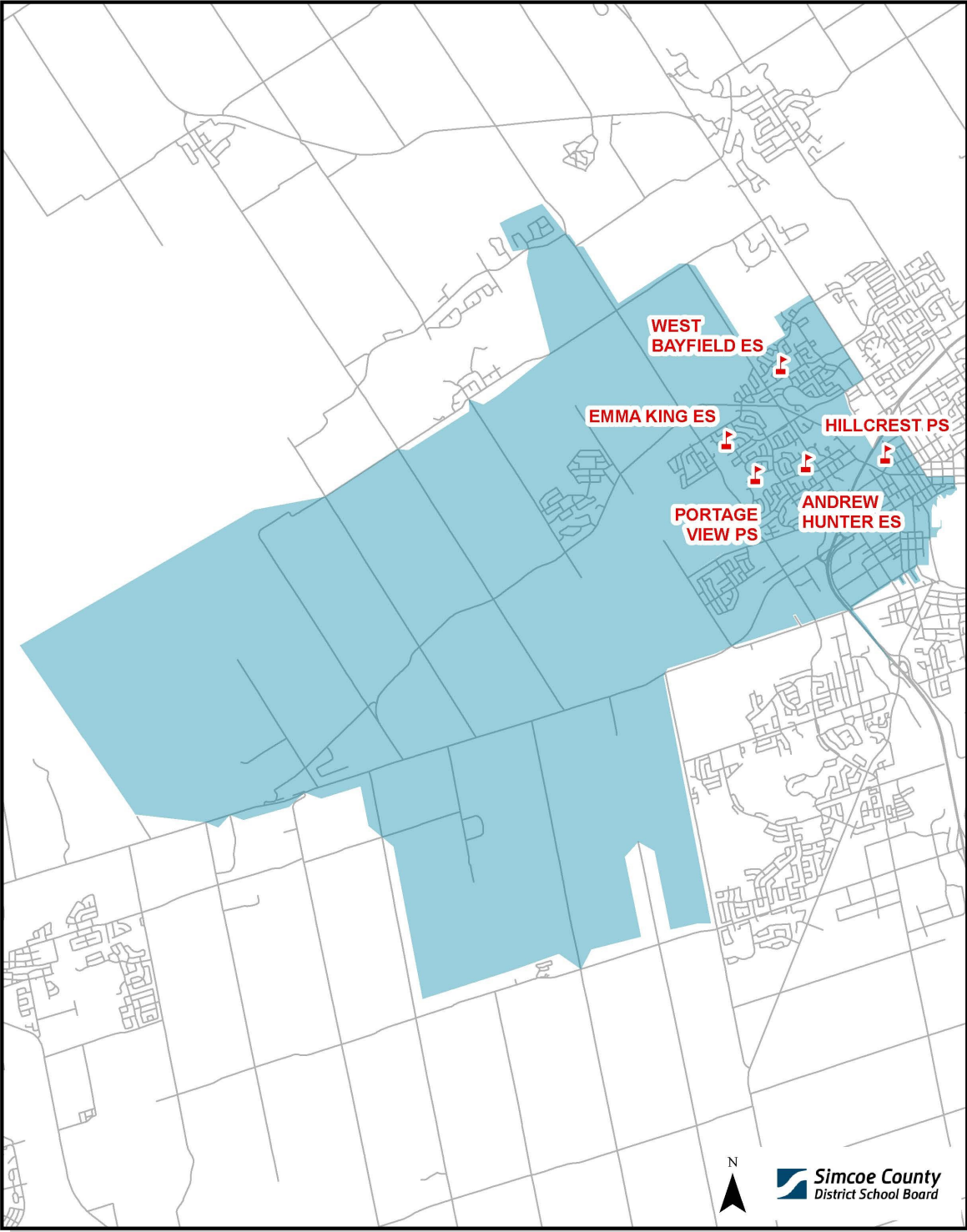
Northeast Barrie Elementary Planning Review Area



Section 5 – Elementary Planning Data

Maps:

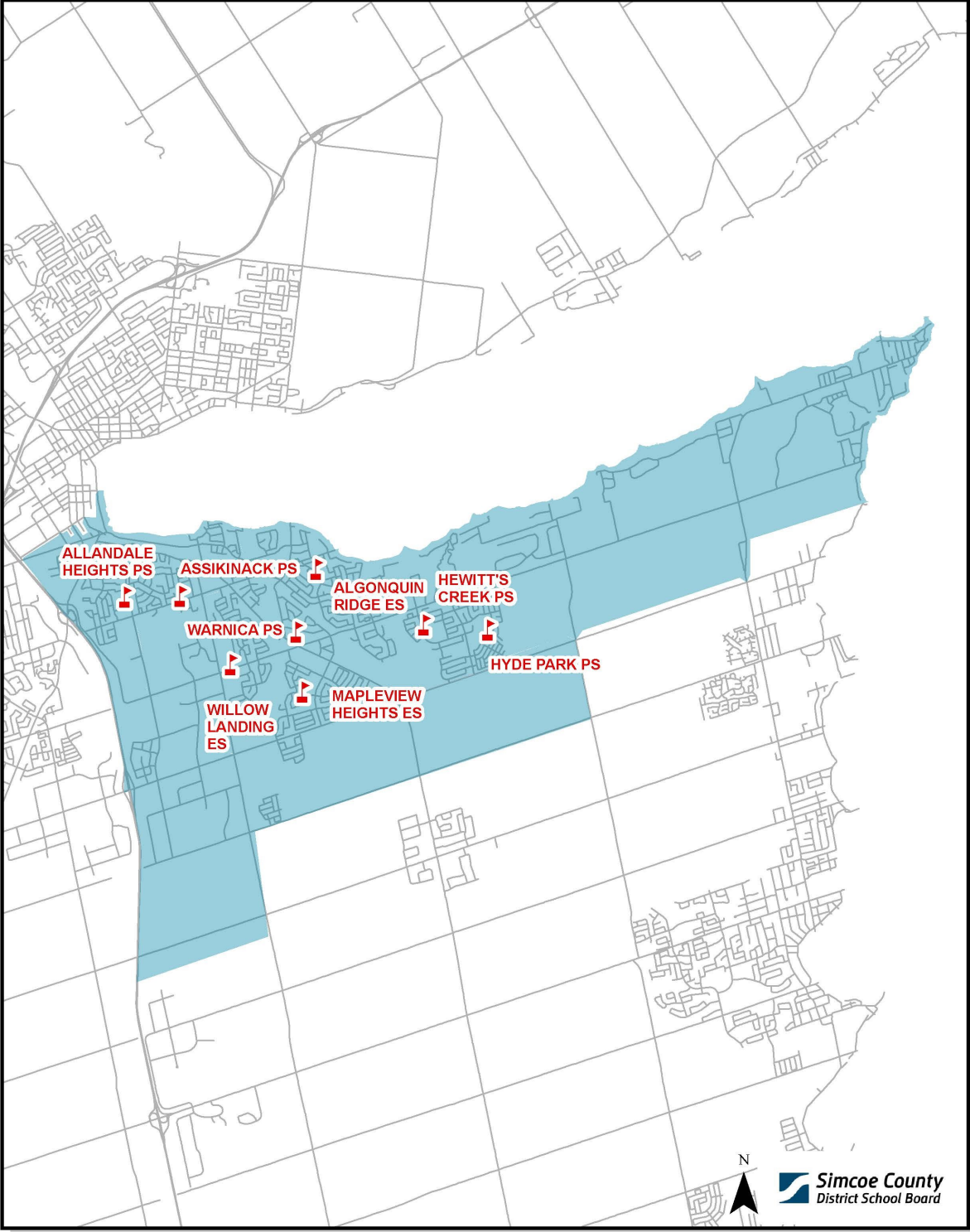
Northwest Barrie Elementary Planning Review Area



Section 5 – Elementary Planning Data

Maps:

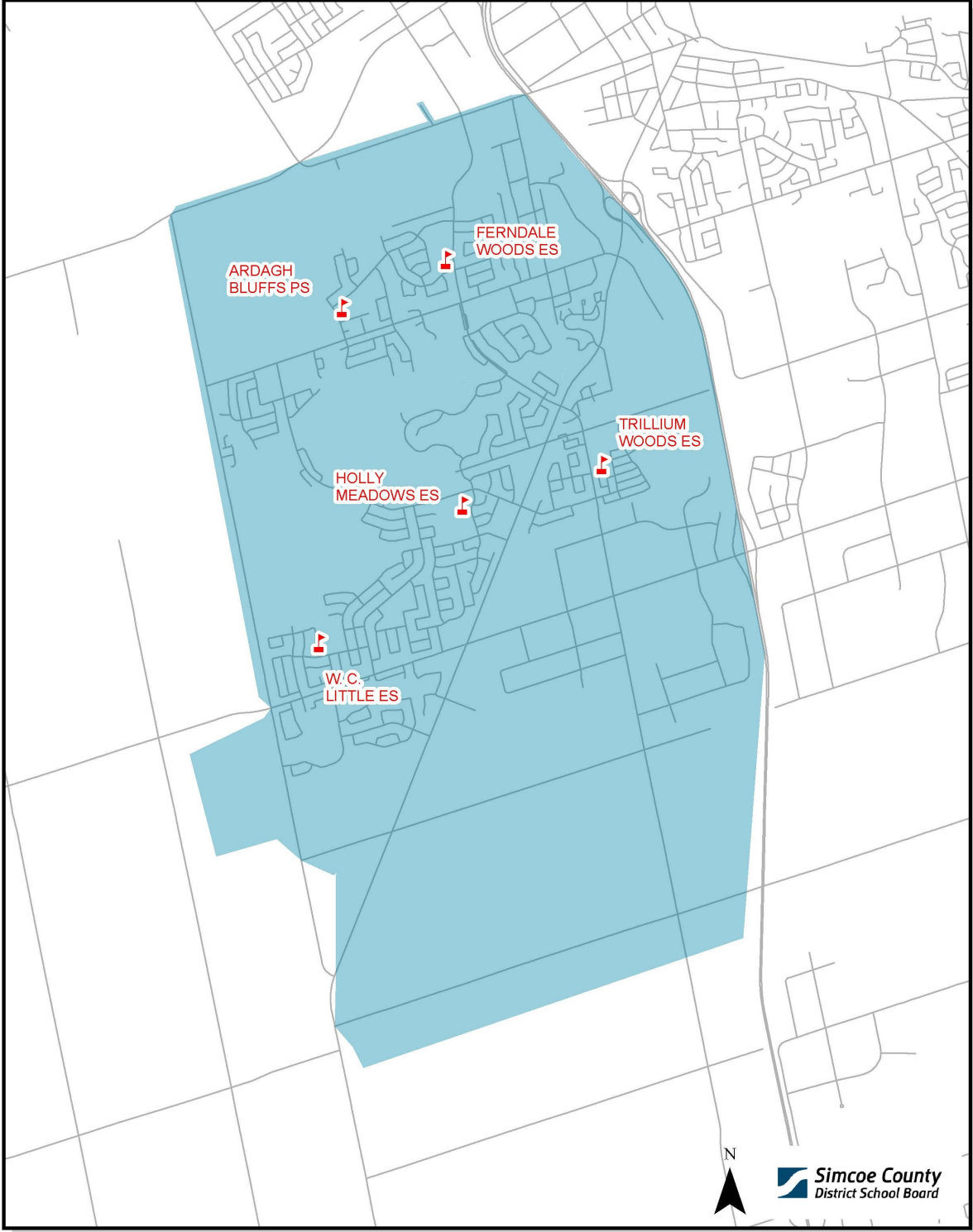
Southeast Barrie Elementary Planning Review Area



Section 5 – Elementary Planning Data

Maps:

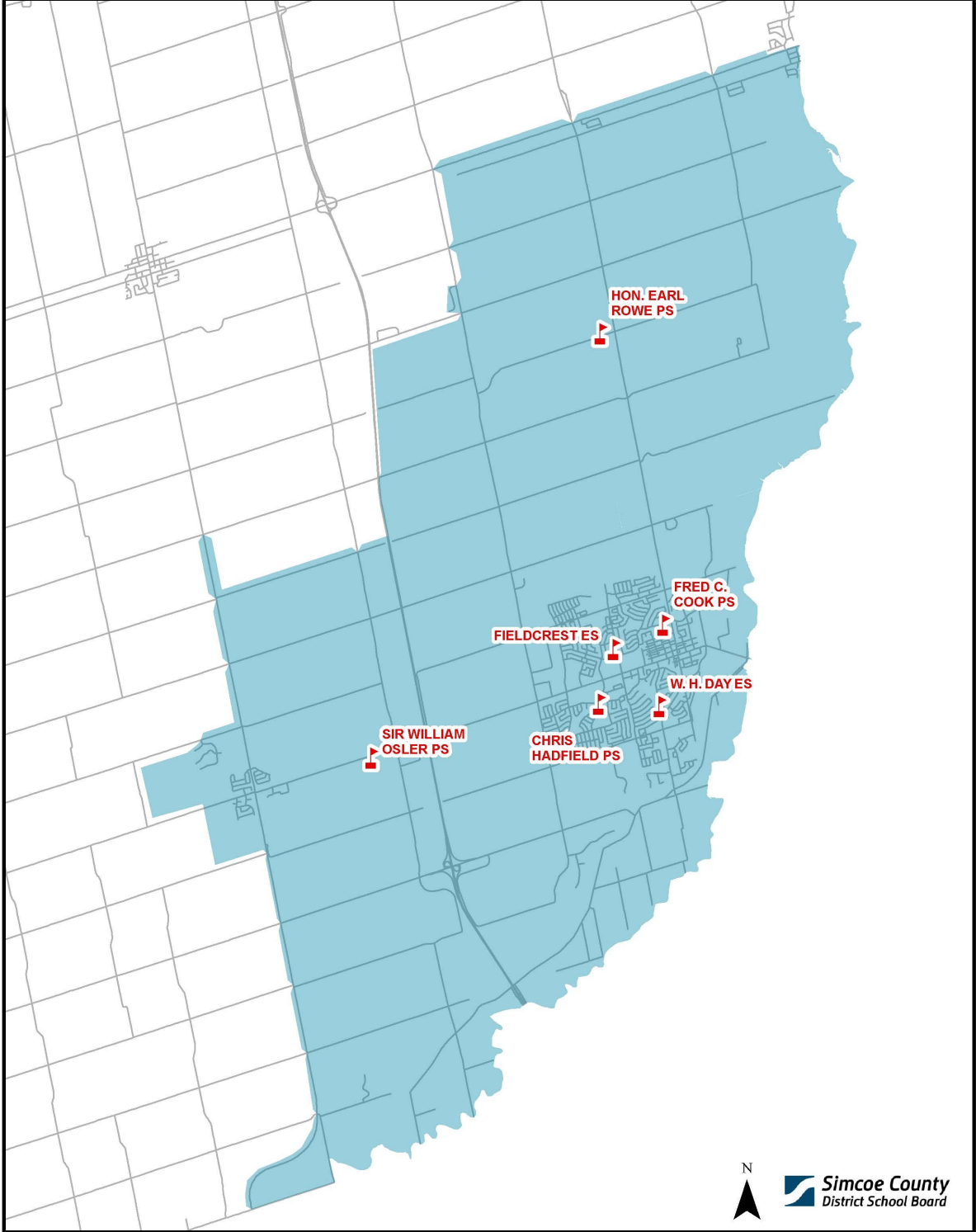
Southwest Barrie Elementary Planning Review Area



Section 5 – Elementary Planning Data

Maps:

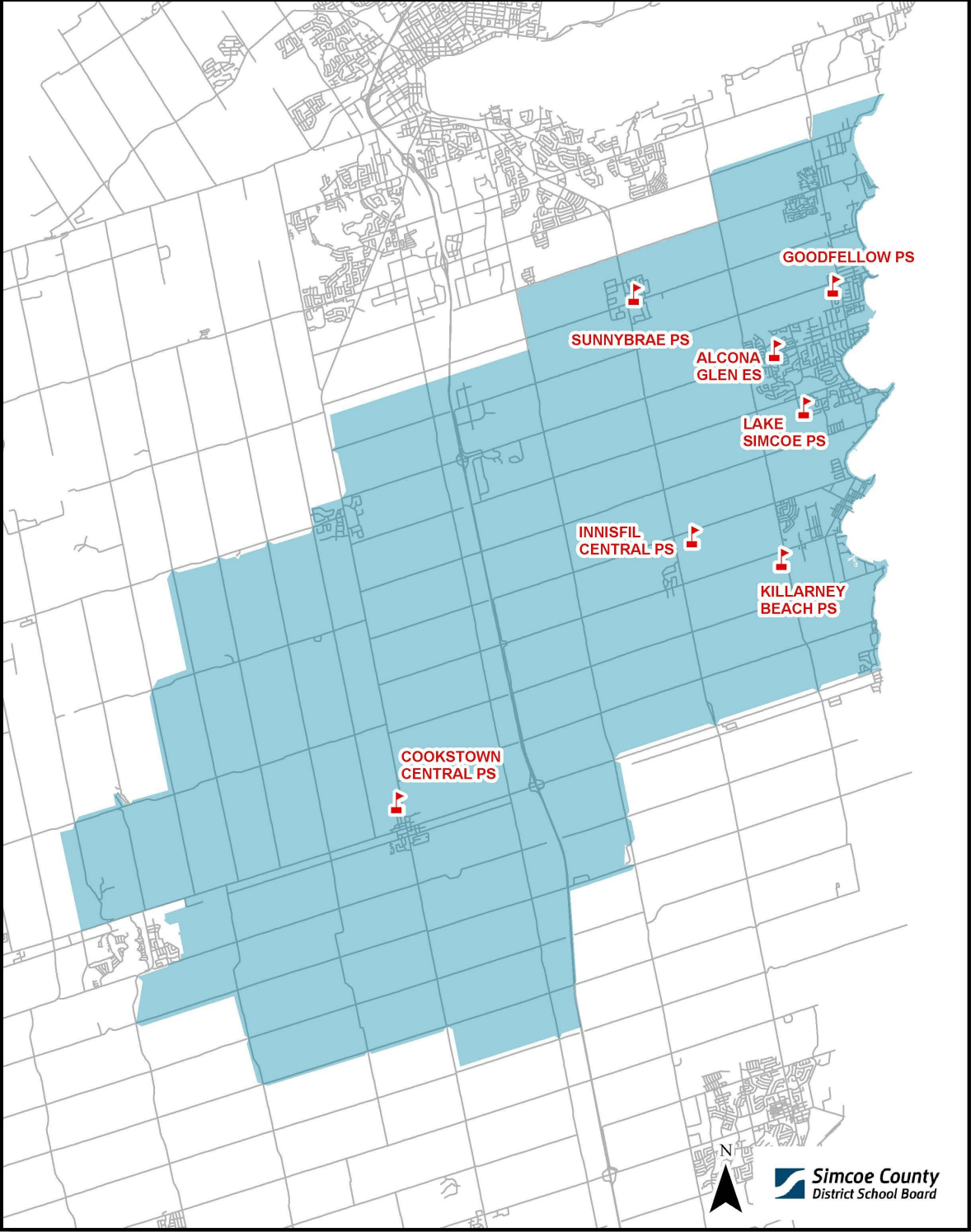
Southeast Elementary Planning Review Area



Section 5 – Elementary Planning Data

Maps:

South Central Elementary Planning Review Area



Section 5 – Elementary Planning Data

Program Offerings:

Elementary Programs September 2020-2021

School Name	Autism Spectrum Disorder	Developmental Skills	Social Skills	Gifted	Section 23
Adjala Central PS	--	--	--	--	--
Admiral Collingwood ES	Yes	--	--	--	--
Alcona Glen ES	--	--	--	--	--
Algonquin Ridge ES	Yes	--	--	--	--
Allandale Heights PS	--	--	--	--	--
Alliston Union PS	--	--	--	--	--
Andrew Hunter ES	--	Yes	--	--	--
Angus Morrison ES	--	--	--	--	--
Ardagh Bluffs PS	--	--	--	--	--
Assikinack PS	--	--	Yes	--	--
Baxter Central PS	--	--	Yes	--	--
Bayview PS	--	--	Yes	--	--
Birchview Dunes ES	--	--	Yes	--	--
Boyne River PS	--	--	--	--	--
Brechin PS	--	--	--	--	--
Cameron Street PS	--	--	--	--	--
Chris Hadfield PS	--	--	--	--	--
Clearview Meadows ES	--	--	--	--	--
Codrington PS	--	--	--	Yes	--
Coldwater PS	--	--	--	Yes	--
Connaught PS	--	Yes	--	--	--
Cookstown Central PS	--	Yes	--	Yes	--
Couchiching Heights PS	Yes	--	--	--	--
Cundles Heights PS	Yes	--	Yes	--	--
East Oro PS	--	--	--	--	--
Emma King ES	--	--	--	--	Yes
Ernest Cumberland ES	--	Yes	--	--	--
Ferndale Woods ES	--	Yes	--	--	--
Fieldcrest ES	--	--	--	--	--
Forest Hill PS	--	--	--	--	--
Fred C. Cook PS	--	--	Yes	--	--
Goodfellow PS	--	--	--	--	--
Guthrie PS	--	--	--	--	--

Section 5 – Elementary Planning Data

Program Offerings:

Elementary Programs September 2020-2021					
School Name	Autism Spectrum Disorder	Developmental Skills	Social Skills	Gifted	Section 23
Harriett Todd PS	--	--	--	--	--
Hewitt's Creek PS	--	--	--	--	--
Hillcrest PS	--	--	--	--	--
Hillsdale ES	--	--	--	--	--
Holly Meadows ES	--	--	--	--	--
Hon. Earl Rowe PS	--	--	--	--	--
Huron Park PS	Yes	Yes	--	--	--
Huron Centennial ES	--	--	--	--	--
Hyde Park PS	--	--	--	--	--
Innisfil Central PS	--	--	--	--	--
James Keating ES	--	--	--	--	--
Johnson Street PS	--	--	--	--	Yes
Killarney Beach PS	--	--	--	--	--
Lake Simcoe PS	--	--	--	--	--
Lions Oval PS	--	--	Yes	--	--
Maple Grove PS	--	--	--	--	--
Mapleview Heights ES	--	Yes	--	--	--
Marchmont PS	--	--	--	--	--
Minesing Central PS	--	--	--	--	--
Moonstone ES	--	--	--	--	--
Mountain View ES	--	--	--	Yes	--
Mundy's Bay PS	--	--	--	--	--
New Lowell Central PS	--	--	--	--	--
Nottawa ES	--	--	--	--	--
Nottawasaga/Creemore PS	--	--	--	--	--
Oakley Park PS	Yes	--	--	--	--
Orchard Park PS	Yes	Yes	--	--	--
Pine River ES	--	--	--	--	--
Portage View PS	--	Yes	--	--	--
Rama Central PS	--	--	--	--	--
Regent Park PS	--	--	Yes	--	--
Severn Shores PS	--	--	--	--	--
Shanty Bay PS	--	--	--	--	--
Sir William Osler PS	--	--	--	--	--
Steele Street PS	--	--	Yes	--	--
Sunnybrae PS	--	--	Yes	--	--

Section 5 – Elementary Planning Data

Programs Offerings:

Elementary Programs September 2020-2021					
School Name	Autism Spectrum Disorder	Developmental Skills	Social Skills	Gifted	Section 23
Tay Shores PS	--	--	--	--	--
Tecumseth Beeton ES	Yes	--	--	--	--
Tecumseth South Central PS	--	--	--	--	Yes
Terry Fox ES	Yes	--	--	--	--
Tosorontio Central PS	--	--	--	--	--
Tottenham PS	--	--	--	--	--
Trillium Woods ES	--	--	--	--	--
Uptergrove PS	--	--	--	--	--
W.C. Little ES	--	--	--	--	--
W.H. Day ES	--	Yes	--	--	--
W.R. Best Memorial PS	--	--	--	--	--
Warminster ES	--	--	--	--	--
Warnica PS	--	--	--	--	--
West Bayfield ES	Yes	--	Yes	--	--
Willow Landing ES	--	--	--	--	--
Worsley ES	--	--	--	--	--
Wyevale Central PS	--	--	--	--	--

Section 5 – Elementary Planning Data

Child Care and EarlyON Child and Family Centres:

Child Care Centres			
School	Provider	Programs	Municipality
Andrew Hunter ES	York Professional Care & Education	Toddler, Preschool	Barrie
Ardagh Bluffs PS	S.E.E.D.S. Childcare	Toddler, Preschool	Barrie
Birchview Dunes ES	YMCA of Simcoe/Muskoka	Toddler, Preschool	Wasaga Beach
Boyne River PS	Upper Canada Child Care	Toddler, Preschool	Alliston
Ernest Cumberland ES	YMCA of Simcoe/Muskoka	Infant, Toddler	Alliston
Ferndale Woods ES	YMCA of Simcoe/Muskoka	Toddler, Preschool	Barrie
Georgian Bay District SS	YMCA of Simcoe/Muskoka	Infant, Toddler	Midland
Goodfellow PS	YMCA of Simcoe/Muskoka	Toddler, Preschool	Innisfil
Harriett Todd PS	YMCA of Simcoe/Muskoka	Infant, Toddler, Preschool	Orillia
Hewitt's Creek PS	York Professional Care & Education	Toddler, Preschool	Barrie
Lions Oval PS	YMCA of Simcoe/Muskoka	Toddler, Preschool	Orillia
Minesing Central PS	YMCA of Simcoe/Muskoka	Toddler, Preschool	Minesing
Mundy's Bay PS	YMCA of Simcoe/Muskoka	Preschool	Midland
Oakley Park PS	YMCA of Simcoe/Muskoka	Preschool	Barrie
Orchard Park PS	Orillia Central Preschool	Infant, Toddler, Preschool	Orillia
Regent Park PS	YMCA of Simcoe/Muskoka	Toddler, Preschool	Orillia
Tottenham PS	YMCA of Simcoe/Muskoka	Toddler, Preschool	Tottenham
Trillium Woods ES	York Professional Care & Education	Toddler, Preschool	Barrie
W.H. Day ES	YMCA of Simcoe/Muskoka	Toddler, Preschool	Bradford
West Bayfield ES	S.E.E.D.S. Childcare	Toddler, Preschool	Barrie
Willow Landing ES	Upper Canada Child Care	Preschool	Barrie

Approved Future Child Care Centres			
School	Provider	Age Groups	Municipality
New Bradford North ps	Bradford Progress Child Care	Toddler, Preschool	Bradford
Lake Simcoe PS	Upper Canada Child Care	Toddler, Preschool	Innisfil

Existing EarlyON Child and Family Centres		
School	Program Offered	Municipality
Sunnybrae PS	Two Room	Innisfil

Section 5 – Elementary Planning Data

Building Opening Date:

School Name	Year Opened
Wyevale Central PS	1927
Angus Morrison ES	1951
Codrington PS	1951
Hillcrest PS	1951
Oakley Park PS	1954
Regent Park PS	1954
Coldwater PS	1955
Shanty Bay PS	1955
Worsley ES	1956
Couchiching Heights PS	1957
Guthrie PS	1957
Johnson Street PS	1957
Pine River ES	1957
Warnica PS	1957
New Lowell Central PS	1958
Cookstown Central PS	1959
Steele Street PS	1959
Sunnybrae PS	1959
Connaught PS	1960
Hillsdale ES	1960
Hon. Earl Rowe PS	1960
Minesing Central PS	1960
Sir William Osler PS	1960
Warminster ES	1960
Forest Hill PS	1961
Harriett Todd PS	1961
Tecumseth South Central PS	1961
Innisfil Central PS	1962
Marchmont PS	1962
Uptergrove PS	1962
Maple Grove PS	1963
Moonstone ES	1963
W.R. Best Memorial PS	1963
Adjala Central PS	1964
East Oro PS	1965
Huron Park PS	1965
Rama Central PS	1965
Cameron Street PS	1966
Nottawasaga/Creemore PS	1966
Tosorontio Central PS	1966
Allandale Heights PS	1967
Bayview PS	1968
Huron Centennial ES	1968
Tecumseth Beeton ES	1968

School Name	Year Opened
Baxter Central PS	1969
Brechin PS	1970
Mountain View ES	1970
Tottenham PS	1970
Cundles Heights PS	1971
Goodfellow PS	1972
Orchard Park PS	1973
Portage View PS	1973
Killarney Beach PS	1974
Assikinack PS	1976
Andrew Hunter ES	1980
W.H. Day ES	1989
Ernest Cumberland ES	1993
West Bayfield ES	1993
Birchview Dunes ES	1994
Ferndale Woods ES	1995
Alcona Glen ES	1998
Emma King ES	1998
Fieldcrest ES	1998
Nottawa ES	1998
Willow Landing ES	1998
Algonquin Ridge ES	2000
Holly Meadows ES	2000
Clearview Meadows ES	2001
Mapleview Heights ES	2001
W.C. Little ES	2001
Admiral Collingwood ES	2002
Terry Fox ES	2002
Trillium Woods ES	2005
James Keating ES	2008
Mundy's Bay PS	2008
Hewitt's Creek PS	2009
Ardagh Bluffs PS	2010
Lions Oval PS	2010
Fred C. Cook PS	2013
Hyde Park PS	2013
Alliston Union PS	2014
Chris Hadfield PS	2015
Tay Shores PS	2015
Lake Simcoe PS	2016
Severn Shores PS	2016
Boyne River PS	2017
Bradford North ps	TBD
Bradford South ps	TBD
Oro-Medonte ps	TBD
Wasaga Beach ps	TBD

Section 5 – Elementary Planning Data

Facility Condition Index:

Elementary 5 Year Renewal Needs based upon Life Assessment Date				
School	Assessment	Baseline	Baseline	FCI Rating
Adjala Central PS	2017	\$1,811,340	23%	POOR
Admiral Collingwood ES	2017	\$127,308	1%	GOOD
Alcona Glen ES	2019	\$2,369,403	19%	POOR
Algonquin Ridge ES	2018	\$1,160,543	10%	POOR
Allandale Heights PS	2018	\$4,128,674	51%	CRITICAL
Alliston Union PS	2019	\$402,167	4%	GOOD
Andrew Hunter ES	2018	\$1,966,056	20%	POOR
Angus Morrison ES	2017	\$1,921,091	19%	POOR
Ardagh Bluffs PS	2020	\$1,325,677	12%	FAIR
Assikinack PS	2018	\$1,724,462	22%	POOR
Baxter Central PS	2017	\$624,966	7%	FAIR
Bayview PS	2016	\$162,860	2%	GOOD
Birchview Dunes ES	2017	\$563,170	4%	GOOD
Boyne River PS	not eligible yet	\$0	0%	GOOD
Brechin PS	2016	\$477,805	8%	FAIR
Cameron Street PS	2017	\$1,303,488	16%	POOR
Chris Hadfield PS	not eligible yet	\$0	0%	GOOD
Clearview Meadows ES	2017	\$424,835	7%	FAIR
Codrington PS	2019	\$1,378,571	21%	POOR
Coldwater PS	2016	\$415,094	5%	FAIR
Connaught PS	2016	\$1,256,365	17%	POOR
Cookstown Central PS	2017	\$1,999,776	17%	POOR
Couchiching Heights PS	2019	\$2,376,262	35%	CRITICAL
Cundles Heights PS	2018	\$1,757,757	16%	POOR
East Oro PS	2019	\$1,789,316	28%	POOR
Emma King ES	2018	\$1,102,303	12%	POOR
Ernest Cumberland ES	2017	\$2,511,030	20%	POOR
Ferndale Woods ES	2018	\$877,045	7%	FAIR
Fieldcrest ES	2016	\$675,854	6%	FAIR
Forest Hill PS	2017	\$1,852,698	20%	POOR
Fred C. Cook PS	2019	\$198,847	2%	GOOD
Goodfellow PS	2019	\$3,528,247	34%	CRITICAL
Guthrie PS	2019	\$1,789,125	21%	POOR
Harriett Todd PS	2019	\$1,894,192	17%	POOR
Hewitt's Creek PS	2019	\$334,917	3%	GOOD
Hillcrest PS	2019	\$1,913,488	19%	POOR
Hillsdale ES	2016	\$121,988	2%	GOOD
Holly Meadows ES	2018	\$1,332,265	10%	POOR
Hon. Earl Rowe PS	2016	\$759,828	13%	POOR
Huron Park PS	2016	\$375,499	4%	GOOD
Huron Centennial ES	2016	\$968,400	11%	POOR
Hyde Park PS	2019	\$116,744	1%	GOOD

GOOD

FAIR

POOR

CRITICAL

P.T.R

Section 5 – Elementary Planning Data

Facility Condition Index:

Elementary 5 Year Renewal Needs based upon Life Assessment Date				
School	Assessment	Baseline	Baseline	FCI Rating
Innisfil Central PS	2019	\$2,546,505	46%	CRITICAL
James Keating ES	2016	\$173,108	2%	GOOD
Johnson Street PS	2018	\$1,113,796	15%	POOR
Killarney Beach PS	2019	\$2,086,172	27%	POOR
Lake Simcoe PS	not eligible yet	\$0	0%	GOOD
Lions Oval PS	2020	\$509,330	5%	FAIR
Maple Grove PS	2018	\$2,329,938	26%	POOR
Mapleview Heights ES	2018	\$373,967	3%	GOOD
Marchmont PS	2019	\$1,826,862	26%	POOR
Minesing Central PS	2017	\$2,243,181	24%	POOR
Moonstone ES	2019	\$1,686,065	63%	CRITICAL
Mountain View ES	2016	\$501,240	7%	FAIR
Mundy's Bay PS	2019	\$665,504	7%	FAIR
New Lowell Central PS	2017	\$1,071,240	17%	POOR
Nottawa ES	2017	\$825,002	14%	POOR
Nottawasaga/Creemore PS	2017	\$1,017,924	20%	POOR
Oakley Park PS	2018	\$2,986,005	31%	CRITICAL
Orchard Park PS	2019	\$2,660,678	33%	CRITICAL
Pine River ES	2017	\$383,659	6%	FAIR
Portage View PS	2018	\$1,309,526	12%	POOR
Rama Central PS	2016	\$540,546	9%	FAIR
Regent Park PS	2019	\$713,614	7%	FAIR
Severn Shores PS	not eligible yet	\$0	0%	GOOD
Shanty Bay PS	2017	\$2,548,785	69%	P.T.R.
Sir William Osler PS	2016	\$916,038	18%	POOR
Steele Street PS	2018	\$4,609,851	49%	CRITICAL
Sunnybrae PS	2019	\$2,263,436	25%	POOR
Tay Shores PS	2018	\$663,305	6%	FAIR
Tecumseth Beeton ES	2017	\$2,720,153	24%	POOR
Tecumseth South Central PS	2017	\$2,299,330	36%	CRITICAL
Terry Fox ES	2018	\$440,884	4%	GOOD
Tosorontio Central PS	2016	\$995,494	12%	POOR
Tottenham PS	2017	\$1,761,017	18%	POOR
Trillium Woods ES	2018	\$656,202	5%	FAIR
Uptergrove PS	2016	\$1,211,360	19%	POOR
W.C. Little ES	2018	\$385,106	3%	GOOD
W.H. Day ES	2016	\$856,370	7%	FAIR
W.R. Best Memorial PS	2017	\$1,079,206	18%	POOR
Warminster ES	2019	\$1,937,975	40%	CRITICAL
Warnica PS	2018	\$1,702,220	21%	POOR
West Bayfield ES	2018	\$1,360,876	11%	POOR
Willow Landing ES	2018	\$733,812	6%	FAIR
Worsley ES	2017	\$1,201,815	12%	POOR
Wyevale Central PS	2016	\$316,817	6%	FAIR
Elementary School Total		\$110,043,370	15%	POOR

GOOD

FAIR

POOR

CRITICAL

P.T.R.

Section 5 – Elementary Planning Data

Renewal:

Renewal Allocations	Prior Years 2015-2018 SCI Allocation: \$36,974,672	Prior Years 2015-2018 Annual Renewal Allocation: \$24,335,662	2018-2019 SCI Allocation: \$10,550,150	2018-2019 Annual Renewal Allocation: \$8,219,286	2018-2019 Proceeds of Disposition	2019-2020 SCI Allocation: \$10,663,477	2019-2020 Annual Renewal Allocation: \$8,302,230	2019-2020 Proceeds of Disposition	2020-2021 SCI Allocation: \$11,303,820	2020-2021 Annual Renewal Allocation: \$8,529,582	2020-2021 Proceeds of Disposition
School	Spent Funds	Spent Funds	Spent Funds	Spent Funds	Spent Funds	Spent Funds	Spent Funds	Spent Funds	Allocated Funds	Allocated Funds	Allocated Funds
Adjala Central PS	\$ 88,930		\$ 23,434	\$ 36,677		\$ 21,710	\$ 65,658				
Admiral Collingwood ES							\$ 2,133				
Alcona Glen ES		\$ 118,643		\$ 76,283		\$ 429,350	\$ 309,637				
Algonquin Ridge ES	\$ 1,197,945	\$ 303,837	\$ 119,567	\$ 12,936		\$ 2,184		\$ 378,281			
Allandale Heights PS	\$ 207,170	\$ 459,122	\$ 1,718,786			\$ 199,616	\$ 79,925			\$ 625,000	
Alliston Union PS							\$ 4,311				
Andrew Hunter ES		\$318,556	\$85,244	\$10,649	\$85,244	\$404,595	\$83,571				
Angus Morrison ES		\$622,012		\$84,832			\$41,524				
Ardagh Bluffs PS											
Assikinack PS		\$2,777		\$10,901			\$26,263	\$245,204	\$1,000,000		
Baxter Central PS		\$58,612	\$300,000	\$38,088			\$20,039				
Bayview PS	\$228,860	\$47,807	\$9,088			\$8,724	\$6,939				
Birchview Dunes ES	\$595,457	\$7,186	\$230,828	\$102,209	\$71,686	\$707	\$7,054				
Boyne River PS											
Brechin PS		\$222,119		\$61,369			\$42,454		\$90,000		
Byng PS		\$29,251									
Cameron Street PS	\$44,629			\$926,346			\$150,000				
Chris Hadfield PS							\$92,237				
Clearview Meadows ES						\$300,000					
Codrington PS		\$530,675					\$43,818				
Coldwater PS	\$297,983	\$276,611	\$380,498	\$3,148		\$794,288	\$85,570		\$125,000		
Connaught PS		\$331,565				\$204,783					
Cookstown Central PS	\$1,749,599	\$4,287	\$492,827			\$17,083	\$272,437		\$250,000		
Couchiching Heights PS	\$262,423	\$9,082	\$355,439			\$45,772	\$344,257				
Cundles Heights PS		\$256,962		\$743,312			\$140,804		\$2,000,000		
East Oro PS	\$813,686	\$9,159	\$150,701			\$359,578	\$5,144		\$490,000		
Emma King ES	\$362,116	\$112,046		\$189,919		\$114,521	\$41,865				
Ernest Cumberland ES		\$5,020	\$99,844	\$321,276		\$320,336	\$24,396				
Ferndale Woods ES		\$21,379	\$144,583			\$235,047	\$25,387				
Fieldcrest ES	\$208,208	\$16,608	\$7,253		\$4,265	\$685,310					
Forest Hill PS	\$320,935	\$224,480		\$17,205		\$259,162	\$27,128			\$45,000	
Fred C. Cook PS											
Goodfellow PS	\$114,759	\$7,961	\$41,232							\$504,500	
Guthrie PS	\$393,577	\$306,517	\$8,367	\$20,262		\$8,231	\$6,234				
Harriett Todd PS		\$89,897						\$424,712			
Hewitt's Creek PS		\$18,422	\$18,389								
Hillcrest PS	\$189,408	\$240,164					\$21,125				
Hillsdale ES		\$132,593	\$2,219	\$34,226		\$20,335	\$459			\$250,000	
Holly Meadows ES		\$52,948		\$251,611			\$260,273		\$1,300,000		
Hon. Earl Rowe PS	\$65,204		\$10,229			\$14,725	\$123,024			\$250,000	
Huron Park PS	\$850,967	\$15,523	\$8,938				\$13,025				
Huron Centennial ES	\$217,063	\$292,049	\$278,662			\$7,014					
Hyde Park PS		\$220,095		\$4,102							

Section 5 – Elementary Planning Data

Renewal:

Renewal Allocations	SCI 2017-2018 Allocation: \$9,873,000	2017-2018 Annual Renewal Allocation: \$8,150,000	SCI 2018-2019 Allocation: \$10,550,000	2018-2019 Annual Renewal Allocation: \$8,227,000	2018-2019 Proceeds of Disposition	SCI 2019-2020 Allocation: \$10,663,477	2019-2020 Annual Renewal Allocation: \$8,271,099	2019-2020 Proceeds of Disposition	2020-2021 SCI Allocation: \$11,303,820	2020-2021 Annual Renewal Allocation: \$8,529,582	2020-2021 Proceeds of Disposition
Innisfil Central PS	\$220,434		\$170,323			\$1,162,564			\$15,000		
James Keating ES		\$8,942		\$2,120			\$30,420				
Johnson Street PS		\$140,100	\$6,959	\$97,915		\$326,747	\$86,588				
Killarney Beach PS		\$3,877	\$8,367			\$281,681	\$29,737				
Lake Simcoe PS											
Lions Oval PS	\$3,590		\$3,963	\$7,937		\$10,294	\$41,242				
Maple Grove PS	\$237,651	\$18,787					\$5,872				
Mapleview Heights ES	\$270,472	\$9,493	\$139,746			\$134,647					
Marchmont PS		\$350,995	\$8,367	\$180,012		\$8,553	\$4,553		\$210,000		
Minesing Central PS	\$293,017	\$194,325	\$229,060	\$36,757		\$340	\$677,586			\$500,000	
Moonstone ES		\$178,492		\$47,682			\$43,773				
Mountain View ES	\$57,954	\$89,999	\$213,052	\$35,509	\$82,941	\$61,457		\$1,297			
Mundy's Bay PS				\$22,500		\$247,959	\$11,307				
New Lowell Central PS	\$492,330	\$42,515	\$36,743			\$1,056,101	\$21,390			\$50,000	
Nottawa ES	\$197,162	\$58,285	\$79,862	\$87,028		\$306,631	\$6,735		\$400,000		
Nottawasaga/Creemore PS	\$1,057	\$35,266	\$51,339								
Oakley Park PS	\$428,646	\$178,781	\$210,217	\$100,946		\$101,109					
Orchard Park PS	\$200,000	\$446,365		\$3,657		\$164,779	\$6,405				
Pine River ES	\$51,025	\$62,889	\$136,204				\$26,306				
Portage View PS		\$236,531		\$115,692			\$34,553				
Rama Central PS		\$54,149	\$8,367	\$38,077		\$8,231	\$73,858				
Regent Park PS	\$48,491	\$8,097				\$335,788					
Severn Shores PS		\$7,493									
Shanty Bay PS											
Sir William Osler PS		\$2,275		\$12,473			\$21,916				
Steele Street PS	\$1,531,619	\$20,681		\$11,075			\$20,876			\$300,000	
Sunnybrae PS	\$59,581	\$199,639		\$45,021		\$137,691	\$8,254				
Tay Shores PS	\$1,417,320	\$500,000	\$40,498			\$613	\$21,862			\$300,000	
Tecumseth Beeton ES		\$222,079	\$451,973	\$139,825		\$13,439	\$1,025,929		\$1,000,000		
Tecumseth South Central PS		\$152,357	\$8,367	\$66,043		\$8,231	\$78,772				
Terry Fox ES		\$231,482		\$23,170							
Tosorontio Central PS	\$332,291	\$350,628	\$447,787	\$22,418	\$416,127	\$190,534					
Tottenham PS	\$408,414	\$289,025	\$153,941	\$35,130						\$1,100,000	
Trillium Woods ES		\$77,346	\$2,953		\$2,953	\$119,757					
Uptergrove PS		\$275,265	\$64,597		\$68,561	\$527,329	\$30,776	\$82,952			
W.C. Little ES		\$1,997	\$3,570			\$167,804	\$5,020				
W.H. Day ES	\$495,156	\$125,483	\$26,143	\$279,172		\$217	\$221,666		\$350,000		
W.R. Best Memorial PS	\$123,614	\$13,465	\$6,598	\$204,956		\$15,986	\$331,639				
Warminster ES		\$327,785	\$40,271			\$163,516	\$73,552				
Warnica PS	\$367,161	\$57,020					\$13,025				
West Bayfield ES	\$290,877		\$18,288		\$18,288	\$456,151				\$150,000	
Willow Landing ES	\$1,257,140	\$66,004	\$16,791	\$62,041		\$517,036					
Worsley ES	\$247,139	\$26,058	\$183,782	\$2,599		\$391,232	\$1,298				
Wyvale Central PS	\$14,894		\$230,257			\$106,928	\$8,884				

Section 5 – Elementary Planning Data

Accessibility:

School Name	Site Access	Travel within the School	Barrier-Free Student Group Washroom	Barrier-Free Single Washroom	Universal Washroom
Adjala Central PS	Yes	No	No	Yes	Yes
Admiral Collingwood ES	Yes	Yes	Yes	Yes	Yes
Alcona Glen ES	Yes	Yes	Yes	Yes	Yes
Algonquin Ridge ES	Yes	Yes	Yes	Yes	Yes
Allandale Heights PS	Yes	Yes	Yes	Yes	Yes
Alliston Union PS	Yes	Yes	Yes	Yes	Yes
Andrew Hunter ES	Yes	Yes	Yes	Yes	Yes
Angus Morrison ES	Yes	Yes	Yes	Yes	Yes
Ardagh Bluffs PS	Yes	Yes	No	Yes	Yes
Assikinack PS	Yes	Yes	Yes	Yes	Yes
Baxter Central PS	Yes	Yes	Yes	Yes	Yes
Bayview PS	Yes	Yes	No	Yes	Yes
Birchview Dunes ES	Yes	Yes	Yes	Yes	Yes
Boyne River PS	Yes	Yes	Yes	Yes	Yes
Brechin PS	Yes	Yes	No	No	Yes
Cameron Street PS	Yes	Yes	No	Yes	Yes
Chris Hadfield PS	Yes	Yes	Yes	Yes	Yes
Clearview Meadows ES	Yes	Yes	Yes	Yes	Yes
Codrington PS	Yes	Yes	No	Yes	No
Coldwater PS	Yes	Yes	No	Yes	No
Connaught PS	Yes	Yes	No	No	Yes
Cookstown Central PS	Yes	Yes	Yes	Yes	Yes
Couchiching Heights PS	Yes	Yes	Yes	Yes	Yes
Cundles Heights PS	Yes	Yes	Yes	Yes	No
East Oro PS	Yes	Yes	No	Yes	Yes
Emma King ES	Yes	Yes	Yes	Yes	Yes
Ernest Cumberland ES	Yes	Yes	Yes	Yes	Yes
Ferndale Woods ES	Yes	Yes	Yes	Yes	Yes
Fieldcrest ES	Yes	Yes	Yes	Yes	Yes

Section 5 – Elementary Planning Data

Accessibility:

School Name	Site Access	Travel within the School	Barrier-Free Student Group Washroom	Barrier Free Single Washroom	Universal Washroom
Forest Hill PS	Yes	Yes	No	No	Yes
Fred C. Cook PS	Yes	Yes	Yes	Yes	Yes
Goodfellow PS	Yes	Yes	Yes	No	No
Guthrie PS	Yes	Yes	Yes	Yes	Yes
Harriett Todd PS	Yes	Yes	Yes	Yes	Yes
Hewitt's Creek PS	Yes	Yes	Yes	Yes	Yes
Hillcrest PS	Yes	Yes	Yes	Yes	No
Hillsdale ES	No	Yes	Yes	No	Yes
Holly Meadows ES	Yes	Yes	Yes	Yes	Yes
Hon. Earl Rowe PS	Yes	Yes	No	Yes	Yes
Huron Park PS	Yes	Yes	Yes	Yes	Yes
Huron Centennial ES	Yes	Yes	No	Yes	Yes
Hyde Park PS	Yes	Yes	Yes	Yes	Yes
Innisfil Central PS	Yes	Yes	Yes	Yes	Yes
James Keating ES	Yes	Yes	Yes	Yes	Yes
Johnson Street PS	Yes	Yes	Yes	No	No
Killarney Beach PS	Yes	Yes	Yes	Yes	No
Lake Simcoe PS	Yes	Yes	Yes	Yes	Yes
Lions Oval PS	Yes	Yes	Yes	Yes	Yes
Maple Grove PS	Yes	Yes	No	No	Yes
Mapleview Heights ES	Yes	Yes	Yes	Yes	Yes
Marchmont PS	Yes	Yes	Yes	Yes	Update in Progress
Minesing Central PS	Yes	Yes	Yes	Yes	Yes
Moonstone ES	Yes	Yes	No	No	No
Mountain View ES	Yes	Yes	No	No	Yes
Mundy's Bay PS	Yes	Yes	Yes	Yes	No

Section 5 – Elementary Planning Data

Accessibility:

School Name	Site Access	Travel within the School	Barrier-Free Student Group Washroom	Barrier-Free Single Washroom	Universal Washroom
New Lowell Central PS	Yes	Yes	Yes	No	Yes
Nottawa ES	Yes	Yes	Yes	Yes	Yes
Nottawasaga/Creemore PS	Yes	Yes	Yes	Yes	No
Oakley Park PS	Yes	Yes	Yes	Yes	Yes
Orchard Park PS	Yes	Yes	Yes	Yes	Yes
Pine River ES	Yes	Yes	Yes	No	Yes
Portage View PS	Yes	Yes	Yes	Yes	Yes
Rama Central PS	Yes	Yes	Yes	Yes	No
Regent Park PS	Yes	Yes	Yes	Yes	Yes
Severn Shores PS	Yes	Yes	Yes	Yes	Yes
Shanty Bay PS	Yes	No	Yes	No	No
Sir William Osler PS	Yes	Yes	No	No	No
Steele Street PS	Yes	Yes	No	No	Yes
Sunnybrae PS	Yes	Yes	Yes	Yes	Yes
Tay Shores PS	Yes	Yes	Yes	Yes	Yes
Tecumseth Beeton ES	Yes	Yes	Yes	No	Yes
Tecumseth South Central PS	Yes	Yes	No	No	No
Terry Fox ES	Yes	Yes	Yes	Yes	Yes
Tosorontio Central PS	Yes	Yes	Yes	No	Update in Progress
Tottenham PS	Yes	Yes	Yes	Yes	No
Trillium Woods ES	Yes	Yes	Yes	Yes	Yes
Uptergrove PS	Yes	Yes	No	No	Yes
W.C. Little ES	Yes	Yes	Yes	Yes	Yes
W.H. Day ES	Yes	Yes	Yes	Yes	No
W.R. Best PS	Yes	Yes	No	Yes	Yes
Warminster ES	Yes	Yes	Yes	Yes	Yes
Warnica PS	No	No	No	No	No
West Bayfield ES	Yes	Yes	Yes	Yes	Yes
Willow Landing ES	Yes	Yes	Yes	Yes	Yes
Worsley ES	Yes	Yes	No	Yes	Yes
Wyevale Central PS	Yes	No	No	Yes	Yes

Section 5 – Elementary Planning Data

Eco Schools:

This table represents elementary schools that have certified as an Ontario EcoSchool. Schools may be certified as bronze, silver or gold level.


Elementary School	2016/2017	2017/2018	2018/2019	2019/2020	2020/2021
Adjala Central PS					
Admiral Collingwood ES	Silver	Gold	Gold	Certified	Registered
Alcona Glen ES		Silver	Silver	Certified	
Algonquin Ridge ES	Gold			Certified	
Allandale Heights PS		Silver			
Alliston Union PS		Silver	Silver		
Andrew Hunter ES			Silver	Certified	Registered
Angus Morrison ES					
Ardagh Bluffs PS	Silver	Gold	Gold	Certified	Registered
Assikinack PS					
Baxter Central PS			Gold	Certified	
Bayview PS		Silver		Certified	
Birchview Dunes ES	Gold	Silver			
Boyne River PS		Silver	Gold	Certified	Registered
Brechin PS	Gold	Gold	Gold	Certified	
Cameron Street PS			Bronze	Certified	
Chris Hadfield PS	Gold	Gold	Platinum	Certified	Registered
Clearview Meadows ES	Gold	Gold		Certified	
Codrington PS		Gold	Silver	Certified	Registered
Coldwater PS					Registered
Connaught PS	Gold	Gold	Gold	Certified	Registered
Cookstown Central PS	Gold	Platinum	Platinum	Certified	
Couchiching Heights PS	Gold	Gold	Bronze		
Cundles Heights PS			Bronze	Certified	
East Oro PS	Silver			Certified	
Emma King ES					
Ernest Cumberland ES			Bronze	Certified	
Ferndale Woods ES					
Fieldcrest ES				Certified	Registered
Forest Hill PS	Silver	Silver		Certified	Registered
Fred C. Cook PS					
Goodfellow PS	Silver	Silver			
Guthrie PS	Silver	Gold			
Harriett Todd PS		Gold			
Hewitt's Creek PS		Silver	Silver		
Hillcrest PS		Silver			
Hillsdale ES	Gold	Gold	Gold	Certified	
Holly Meadows ES			Silver	Certified	
Hon. Earl Rowe PS				Certified	
Huron Park PS			Silver	Certified	Registered
Huron Centennial ES					
Hyde Park PS		Silver	Silver	Certified	
Innisfil Central PS	Gold			Certified	

Section 5 – Elementary Planning Data

Eco Schools:

This table represents elementary schools that have certified as an Ontario EcoSchool. Schools may be certified as bronze, silver or gold level.

Elementary School	2016/2017	2017/2018	2018/2019	2019/2020	2020/2021
James Keating ES					
Johnson Street PS	Gold	Gold	Platinum	Certified	Registered
Killarney Beach PS					
Lake Simcoe PS		Silver	Gold	Certified	Registered
Lions Oval PS	Gold		Gold		
Maple Grove PS	Gold	Platinum	Platinum	Certified	
Mapleview Heights ES					
Marchmont PS					
Minesing Central PS	Bronze	Silver	Bronze	Certified	Registered
Moonstone ES					
Mountain View ES					
Mundy's Bay PS					
New Lowell Central PS				Certified	
Nottawa ES					
Nottawasaga/Creemore PS		Gold	Silver	Certified	
Oakley Park PS	Gold	Silver	Silver		
Orchard Park PS	Gold	Gold	Gold	Certified	Registered
Pine River ES	Silver	Silver		Certified	Registered
Portage View PS	Bronze				
Rama Central PS					
Regent Park PS		Gold			
Severn Shores PS					
Shanty Bay PS		Gold	Gold	Certified	
Sir William Osler PS	Silver				
Steele Street PS					
Sunnybrae PS	Gold	Platinum	Platinum	Certified	Registered
Tay Shores PS	Silver				
Tecumseth Beeton ES				Certified	
Tecumseth South Central PS					
Terry Fox ES		Silver	Silver	Certified	
Tosorontio Central PS				Certified	
Tottenham PS					
Trillium Woods ES		Silver		Certified	
Uptergrove PS	Gold	Gold	Gold	Certified	
W.C. Little ES					
W.H. Day ES				Certified	
W.R. Best Memorial PS	Gold	Gold	Silver	Certified	
Warminster ES	Gold				
Warnica PS				Certified	Registered
West Bayfield ES	Silver	Gold	Gold	Certified	Registered
Willow Landing ES	Silver	Gold	Gold	Certified	
Worsley ES	Silver	Gold	Gold		
Wyevale Central PS					



Section 6

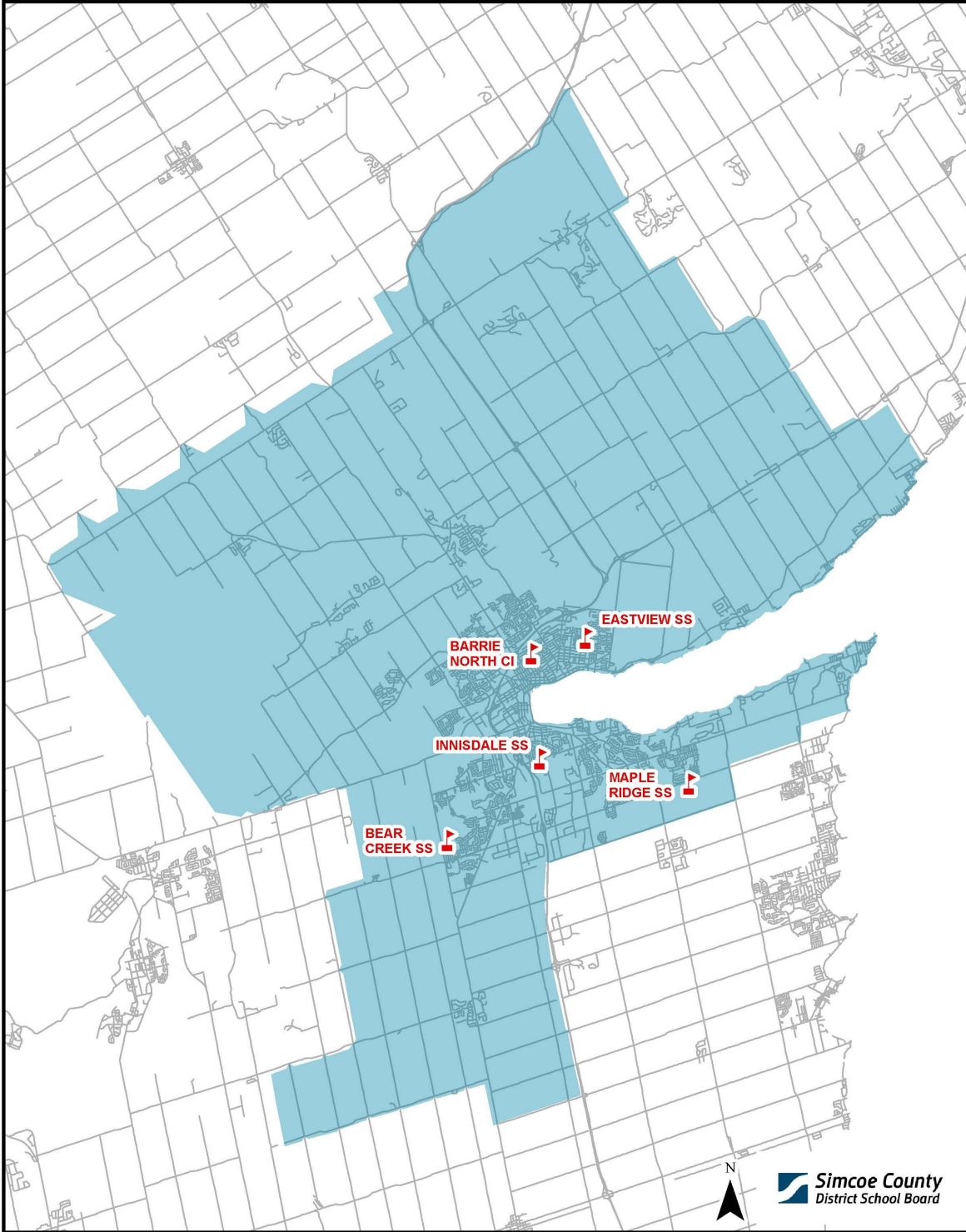
Secondary Planning Data

The following secondary data provided supports the strategies and recommendations outlined within the 2021-2022 Capital Plan.

Section 6 – Secondary Planning Data

Maps:

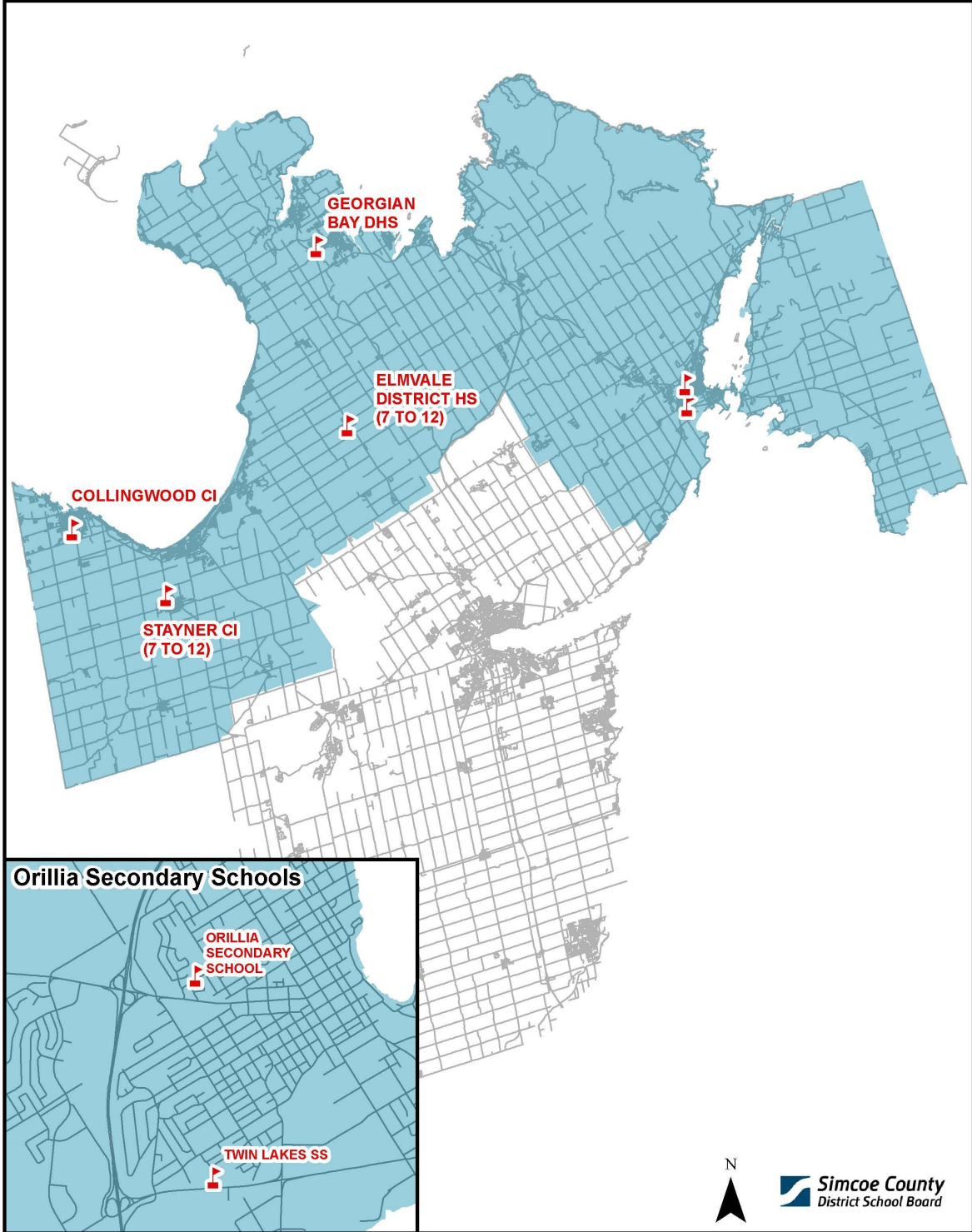
Barrie Secondary Planning Review Area



Section 6 – Secondary Planning Data

Maps:

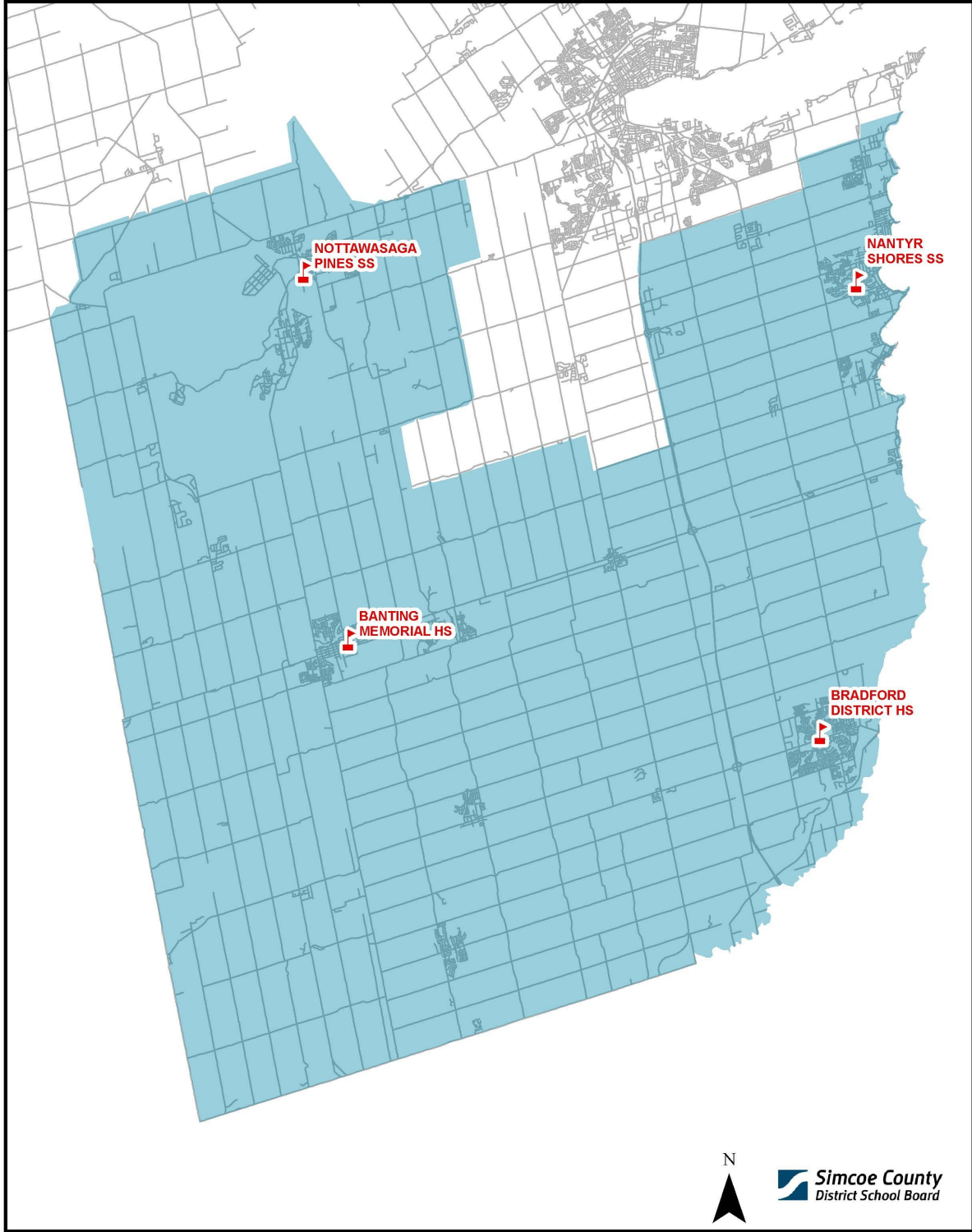
North Secondary Planning Review Area



Section 6 – Secondary Planning Data

Maps:

South Secondary Planning Review Area



Section 6 – Secondary Planning Data

Programs Offerings:

Secondary Programs September 2020-2021						
School Name	Autism Spectrum Disorder	Life Skills	Gifted	Section 23	Integrated Support Program	Transition Program
Banting Memorial HS	--	Yes	Yes	--	Yes	--
Barrie North CI	Yes	Yes	Yes	Yes	--	--
Bear Creek SS	Yes	Yes	--	--	--	--
Bradford DHS	--	Yes	--	Yes	--	--
Collingwood CI	--	Yes	Yes	--	--	--
Eastview SS	--	Yes	--	Yes	Yes	--
Elmvale DHS	--	--	--	--	--	--
Georgian Bay DSS	--	Yes	Yes	--	--	--
Innisdale SS	Yes	Yes	--	Yes	--	Yes
Nantyr Shores SS	--	Yes	--	--	--	--
Nottawasaga Pines SS	Yes	Yes	--	No	--	--
Orillia SS	Yes	Yes	--	--	--	--
Stayner CI	--	Yes	--	--	--	--
Twin Lakes SS	--	Yes	Yes	--	Yes	--

Section 6 – Secondary Planning Data

Building Opening Date:

School Name	Year Opened
Banting Memorial HS	1949
Collingwood CI	1953
Elmvale DHS	1953
Barrie North CI	1956
Stayner CI	1961
Eastview SS	1967
Twin Lakes SS	1970
Bradford DHS	1976
Innisdale SS	1978
Bear Creek SS	2001
Nantyr Shores SS	2001
Nottawasaga Pines SS	2011
Orillia SS	2016
Georgian Bay DSS	2019
Maple Ridge SS	2021

Section 6 – Secondary Planning Data

Facility Condition Index :

GOOD

FAIR

POOR

CRITICAL

P.T.R

Secondary 5 Year Renewal Needs based upon Life Assessment Date

School	Assessment Date	Baseline	Baseline FCI	FCI Rating
Banting Memorial HS	2016	\$12,650,278	31%	CRITICAL
Barrie North CI	2018	\$9,148,285	25%	POOR
Bear Creek SS	2018	\$1,334,712	3%	GOOD
Bradford DHS	2016	\$2,980,876	9%	FAIR
Collingwood CI	2016	\$11,808,976	33%	CRITICAL
Eastview SS	2018	\$10,312,487	30%	CRITICAL
Elmvale DHS	2016	\$3,231,166	26%	POOR
Georgian Bay DSS	not eligible yet	\$0	0%	GOOD
Innisdale SS	2018	\$10,670,032	33%	CRITICAL
Nantyr Shores SS	2019	\$6,863,681	22%	POOR
Nottawasaga Pines SS	2019	\$530,296	2%	GOOD
Orillia SS	not eligible yet	\$0	0%	GOOD
Stayner CI	2016	\$4,769,758	36%	CRITICAL
Twin Lakes SS	2019	\$6,166,523	24%	POOR
Secondary School Total		\$80,467,070	22%	POOR
Board Total		\$190,510,440	17%	POOR

Renewal:

Renewal Allocations	SCI 2017-2018 Allocation: \$9,872,750	2017-2018 Annual Renewal Allocation: \$8,149,700	SCI 2018-2019 Allocation: \$10,550,000	2018-2019 Annual Renewal Allocation: \$8,227,000	2018-2019 Proceeds of Disposition	SCI 2019-2020 Allocation: \$10,663,477	2019-2020 Annual Renewal Allocation: \$8,271,099	2019-2020 Proceeds of Disposition	2020-2021 SCI Allocation: \$11,303,820	2020-2021 Annual Renewal Allocation: \$8,529,582	2020-2021 Proceeds of Disposition
Banting Memorial HS	\$531,183	\$23,502	\$196,880	\$20,205		\$20,491				\$85,000	
Barrie North CI	\$1,671,875	\$2,084,045	\$10,473							\$1,100,000	
Bear Creek SS	\$50,270	\$213,239	\$28,534	\$110,590		\$336,520	\$17,495			\$160,000	
Bradford District HS	\$319	\$1,897,939		\$214				\$568,388		\$600,000	
Collingwood CI	\$321,489	\$637,773	\$41,882	\$76,094			\$46,521		\$350,000		
Eastview SS	\$1,326,208	\$1,247,114	\$1,941,081	\$816,732		\$2,071,016	\$21,729		\$3,000,000		
Elmvale DHS	\$23,161		\$2,000,000							\$600,000	
Georgian Bay District SS											
Innisdale SS	\$195,143	\$1,300,377		\$176,754			\$1,282,560		\$1,700,000		
Maple Ridge SS											
Nantyr Shores SS	\$548,526	\$22,991	\$194,121	\$11,703		\$1,260	\$566,430		\$1,200,000		
Nottawasaga Pines SS	\$38,671	\$2,734	\$73,000	\$56,542			\$19,947		\$150,000		
Orillia SS											
Stayner CI	\$333,587	\$2,881	\$1,108,858			\$240,228				\$1,200,000	
Twin Lakes SS	\$227,530	\$2,120,920		\$691,053			\$1,542,449		\$50,000	\$1,350,000	

Section 6 – Secondary Planning Data

Accessibility:

School Name	Site Access	Travel within the School	Barrier-Free Student Group Washroom	Barrier-Free Single Washroom	Universal Washroom
Banting Memorial HS	Yes	Yes	Yes	No	Yes
Barrie North CI	Yes	Yes	Yes	Yes	Yes
Bear Creek SS	Yes	Yes	Yes	Yes	Yes
Bradford DHS	Yes	Yes	Yes	Yes	Yes
Collingwood CI	Yes	Yes	No	Yes	Yes
Eastview SS	Yes	Yes	No	No	Yes
Elmvale DHS	Yes	Yes	Yes	Yes	Yes
Georgian Bay DSS	Yes	Yes	Yes	Yes	Yes
Innisdale SS	Yes	Yes	Yes	Yes	Yes
Maple Ridge SS	Yes	Yes	Yes	Yes	Yes
Nantyr Shores SS	Yes	Yes	Yes	Yes	Yes
Nottawasaga Pines SS	Yes	Yes	Yes	Yes	Yes
Orillia SS	Yes	Yes	Yes	Yes	Yes
Stayner CI	Yes	Yes	No	No	Yes
Twin Lakes SS	Yes	Yes	Yes	Yes	Yes

Eco Schools:

This table represents secondary schools that have certified as an Ontario EcoSchool. Schools may be certified as bronze, silver or gold level.

Secondary School	2016/2017	2017/2018	2018/2019	2019/2020	2020/2021
Banting Memorial HS			Silver		Registered
Barrie North CI				Certified	Registered
Bear Creek SS	Silver	Gold	Gold		
Bradford DHS		Silver			
Collingwood CI		Silver	Silver	Certified	Registered
Eastview SS	Bronze	Bronze	Silver	Certified	Registered
Elmvale DHS	Gold		Gold	Certified	
Georgian Bay DSS	Gold	Gold	Gold	Certified	
Innisdale SS	Gold	Gold	Platinum	Certified	
Nantyr Shores SS	Gold	Gold	Gold	Certified	Registered
Nottawasaga Pines SS					
Orillia SS		Silver	Silver	Certified	
Stayner CI					
Simcoe Shores SS, North Barrie campus		Bronze	Silver	Certified	
Simcoe Shores SS, Bradford campus	Bronze	Silver		Certified	Registered
Twin Lakes SS	Silver		Silver	Certified	Registered

Contact Us:

Simcoe County District School Board
Education Centre
1170 Hwy 26, Midhurst ON L9X 1N6
P: 705-728-7570
F: 705-728-2265



www.scdsb.on.ca



twitter.com/SCDSB_Schools



facebook.com/SCDSB



instagram.com/SCDSB